




Compact distribution board-flush mounting; 2-rows; super-slim sheet steel door

Part no. KLV-24UPS-SF
Catalog No. 178817

Similar to illustration

Delivery program

Product image			
Basic function			Basic device
Product function			Installation distribution boards
Product range			KLV DBO
Design			Flush mounted
Installation site			Indoor
Type of installation			Flush mounting
Door/Flap			White
Degree of Protection			IP30
Colour			White
Module rack			Rail-frame
Shroud for protection against accidental contact			Plastic
Rows	Count		2
Module units per row			12
Description			IP30 Protection Class II Plastic enclosure with sheet steel door, white (RAL 9016)
Cable entries			Cable entries on top and bottom, side, back plate
PE and N terminals design			Screw terminals
PE and N terminals	Number x cross- sectional area	mm ²	PE: 13 x (0.75 - 16) N: 16 x (0.75 - 16) N - Fi: 4x (0.75-16)
Equipment supplied			Wall trough Door/Frame Device support rails Front cover Neutral and protective conductor terminals with SK screw terminal technology Spirit level for leveling 3D adjustment element for mounting designed to adjust the mounting depth by up to 18 mm Cable retainer Nail lugs Installation instructions Imprintable sheet

Technical data

General

Standards			IEC/EN 62208, IEC/EN 60670-24
RoHS (in accordance with Directive 2002/95/EC of the European Parliament and Council)			conform
Ambient temperature		°C	-5 - +40
Degree of Protection			IP30
Protection class			II (totally insulated)
Rated operational voltage	Ue	V AC	400
Rated frequency	f	Hz	50

Material characteristics

Material			Polystyren (plastic) Sheet steel, powder-coated
Colour			white (RAL 9016)

Material properties

Mechanical			
------------	--	--	--

Impact resistance				IK05
-------------------	--	--	--	------

Design verification as per IEC/EN 61439

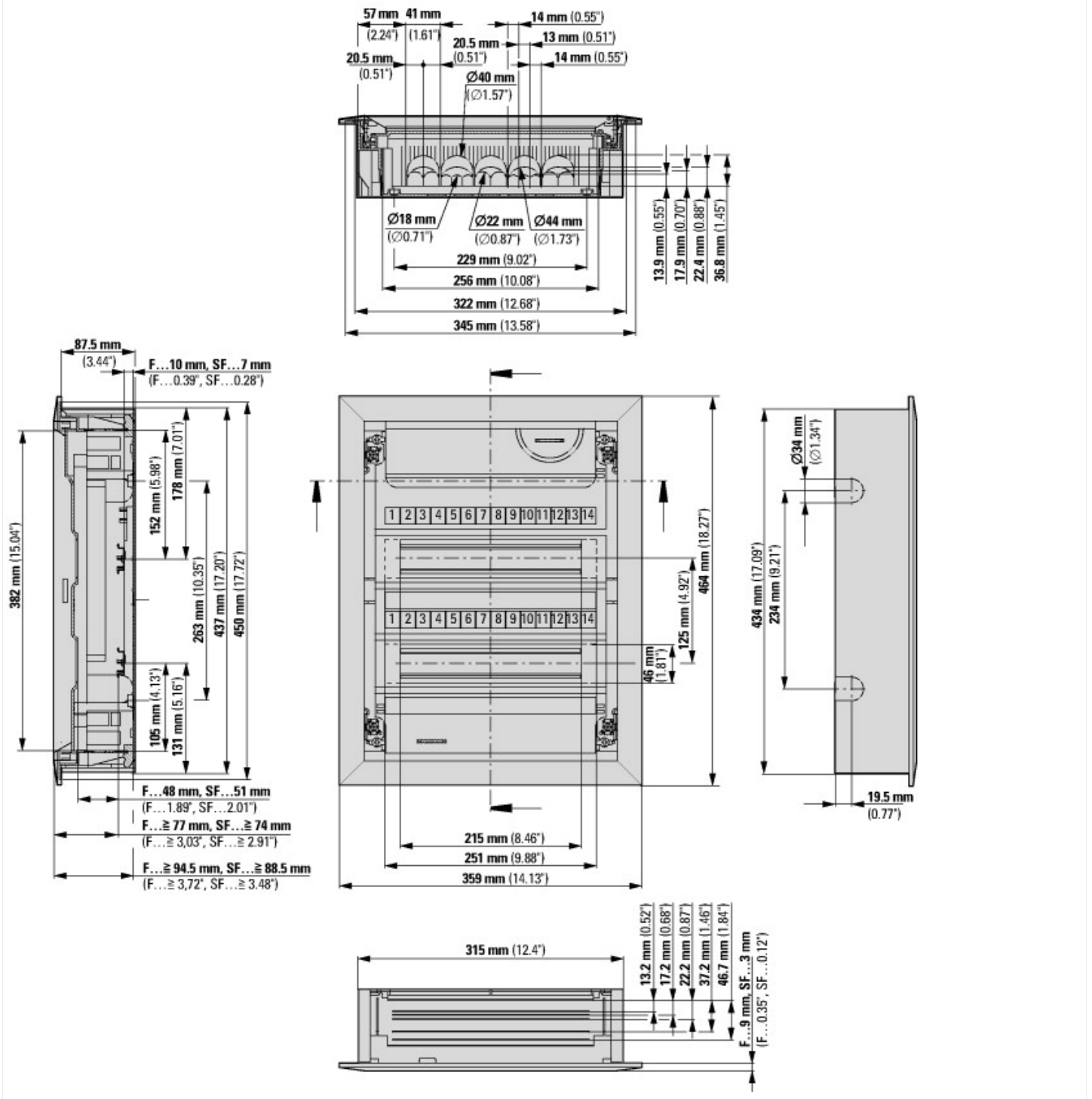
Technical data for design verification				
Heat dissipation, at an ambient temperature of 35°C, delta T: 20 degrees, calculated as per IEC 60890				
Individual enclosure, flush mounting	P _V	CO		16
Heat dissipation, at an ambient temperature of 35°C, delta T: 35 degrees, calculated as per IEC 60890				
Individual enclosure, flush mounting	P _V	CO		34
IEC/EN 61439 design verification				
10.2 Strength of materials and parts				
10.2.2 Corrosion resistance				Meets the product standard's requirements.
10.2.3.1 Verification of thermal stability of enclosures				Meets the product standard's requirements.
10.2.3.2 Verification of resistance of insulating materials to normal heat				Meets the product standard's requirements.
10.2.3.3 Verification of resistance of insulating materials to abnormal heat and fire due to internal electric effects				650 °C; meets the product standard's requirements.
10.2.4 Resistance to ultra-violet (UV) radiation				Not relevant to indoor installations.
10.2.5 Lifting				Does not apply to enclosures without lifting aids.
10.2.6 Mechanical impact				IK05
10.2.7 Inscriptions				Meets the product standard's requirements.
10.3 Degree of protection of ASSEMBLIES				IP30
10.4 Clearances and creepage distances				Is the panel builder's responsibility.
10.5 Protection against electric shock				Protection class 2, therefore not applicable.
10.6 Incorporation of switching devices and components				Is the panel builder's responsibility.
10.7 Internal electrical circuits and connections				Is the panel builder's responsibility.
10.8 Connections for external conductors				Is the panel builder's responsibility.
10.9 Insulation properties				
10.9.2 Power-frequency electric strength				U _i = 400 V AC
10.9.3 Impulse withstand voltage				4 kV
10.9.4 Testing of enclosures made of insulating material				Meets the product standard's requirements.
10.10 Temperature rise				The panel builder is responsible for the temperature rise calculation. Eaton will provide heat dissipation data for the devices.
10.11 Short-circuit rating				Is the panel builder's responsibility.
10.12 Electromagnetic compatibility				Is the panel builder's responsibility.
10.13 Mechanical function				Meets the product standard's requirements.

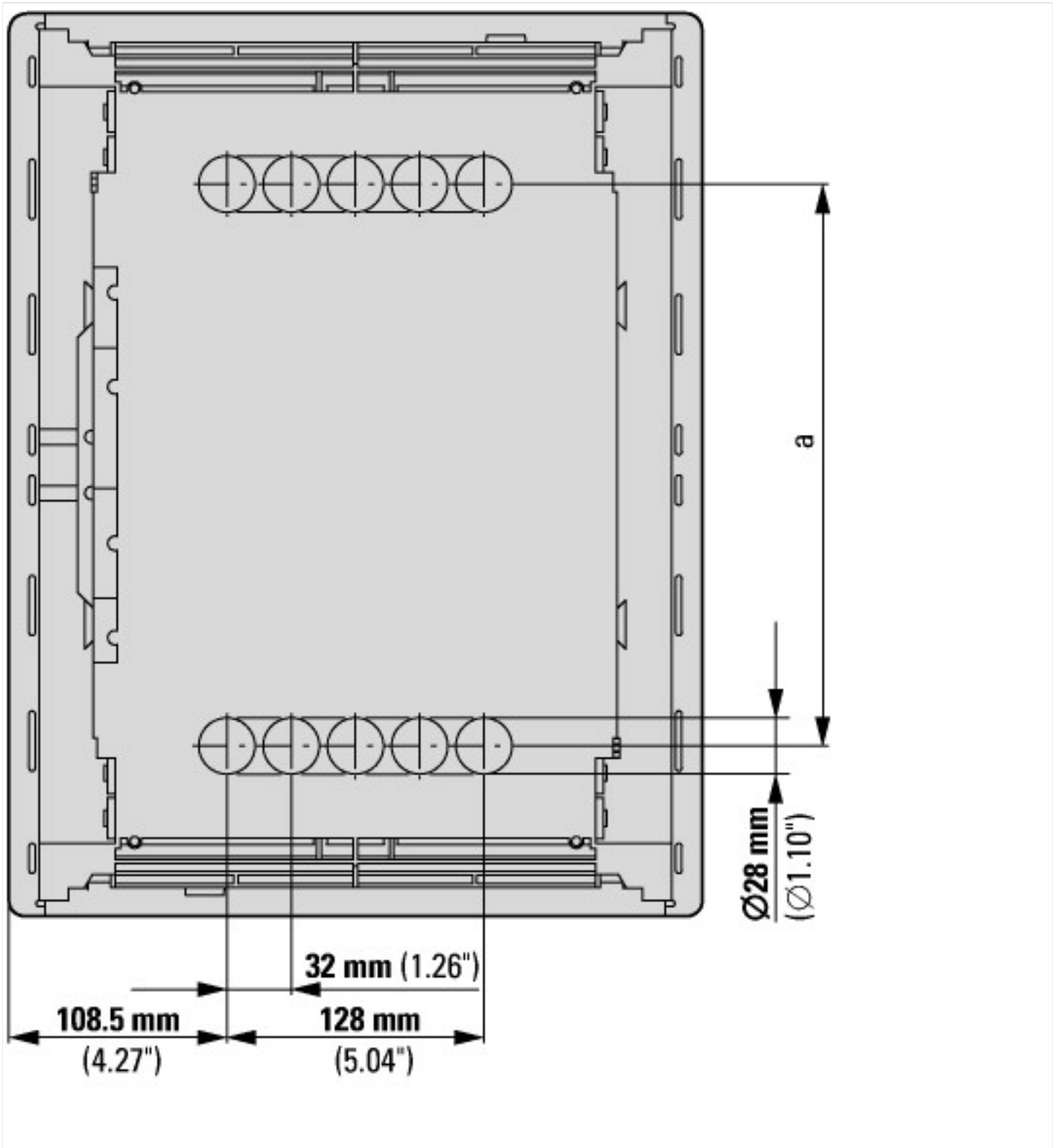
Technical data ETIM 6.0

Distribution boards (EG000023) / Small distribution board (EC000214)				
Electric engineering, automation, process control engineering / Electrical installation, device / Electrical distribution system (incl. small distribution board) / Small distribution board (ecl@ss8.1-27-14-24-09 [ACN387008])				
Mounting method				Flush mounted (plaster)
Number of rows				2
Width in number of modular spacings				12
Type of cover				Door
Cover model				With notch
Transparent cover/door				No
Material housing				Plastic
Height		mm		465
Width		mm		360
Depth		mm		100
Built-in depth		mm		88
Internal depth		mm		75
DIN-rail				Yes
With mounting plate				No
Extension possible				Yes
EMC-version				Yes

Colour		White
RAL-number		9016
Degree of protection (IP)		IP30
With lock		No

Dimensions





Additional product information (links)

IL014007Z KLV compact distribution board

IL014007Z KLV compact distribution board ftp://ftp.moeller.net/DOCUMENTATION/AWA_INSTRUCTIONS/IL014007ZU2015_10.pdf

IL014009Z KLV Compact distribution board

IL014009Z KLV Compact distribution board ftp://ftp.moeller.net/DOCUMENTATION/AWA_INSTRUCTIONS/IL014009ZU2015_10.pdf

Product overview (Web) <http://www.eaton.eu/DE/Europe/Electrical/ProductsServices/Residential/index.htm>