




Three-phase commoning link, for 2 PKZ0, +auxiliary contact



Powering Business Worldwide™

Part no. **B3.1/2-PKZ0**
 Catalog No. **044945**
 Eaton Catalog No. **XTPAXCLKB2**
 EL-Nummer **4357200**
 (Norway)

Delivery program

			
Product range			Accessories
Accessories			Three-phase commoning link
			Protected against accidental contact, short-circuit proof, $U_e = 690$ V, $I_u = 63$ A Can be extended by rotating by installation Attached on the right, for motor-protective circuit-breakers, with an auxiliary contact or trip-indicating auxiliary contact
For use with			Three-phase commoning link PKZ0, PKE
Circuit-breaker		Number	2
Length		mm	99
Unit width		mm	45 + 9
Notes			
For parallel power feed to several motor-protective circuit-breakers on terminals 1, 3, 5			

Technical data

Main conducting paths

Rated impulse withstand voltage	U_{imp}	V AC	6000
Overvoltage category/pollution degree			III/3
Rated operational voltage	U_e	V AC	690
Rated uninterrupted current	I_u	A	63

Design verification as per IEC/EN 61439

Technical data for design verification			
Rated operational current for specified heat dissipation	I_n	A	63
Heat dissipation per pole, current-dependent	P_{vid}	W	1.1
Equipment heat dissipation, current-dependent	P_{vid}	W	3.3
Static heat dissipation, non-current-dependent	P_{vs}	W	0
Heat dissipation capacity	P_{diss}	W	0
Operating ambient temperature min.		°C	-25
Operating ambient temperature max.		°C	55
IEC/EN 61439 design verification			
10.2 Strength of materials and parts			
10.2.2 Corrosion resistance			Meets the product standard's requirements.
10.2.3.1 Verification of thermal stability of enclosures			Meets the product standard's requirements.
10.2.3.2 Verification of resistance of insulating materials to normal heat			Meets the product standard's requirements.
10.2.3.3 Verification of resistance of insulating materials to abnormal heat and fire due to internal electric effects			Meets the product standard's requirements.
10.2.4 Resistance to ultra-violet (UV) radiation			Meets the product standard's requirements.
10.2.5 Lifting			Does not apply, since the entire switchgear needs to be evaluated.
10.2.6 Mechanical impact			Does not apply, since the entire switchgear needs to be evaluated.
10.2.7 Inscriptions			Meets the product standard's requirements.
10.3 Degree of protection of ASSEMBLIES			Does not apply, since the entire switchgear needs to be evaluated.
10.4 Clearances and creepage distances			Meets the product standard's requirements.
10.5 Protection against electric shock			Does not apply, since the entire switchgear needs to be evaluated.
10.6 Incorporation of switching devices and components			Does not apply, since the entire switchgear needs to be evaluated.
10.7 Internal electrical circuits and connections			Is the panel builder's responsibility.
10.8 Connections for external conductors			Is the panel builder's responsibility.

10.9 Insulation properties			
10.9.2 Power-frequency electric strength			Is the panel builder's responsibility.
10.9.3 Impulse withstand voltage			Is the panel builder's responsibility.
10.9.4 Testing of enclosures made of insulating material			Is the panel builder's responsibility.
10.10 Temperature rise			The panel builder is responsible for the temperature rise calculation. Eaton will provide heat dissipation data for the devices.
10.11 Short-circuit rating			Is the panel builder's responsibility. The specifications for the switchgear must be observed.
10.12 Electromagnetic compatibility			Is the panel builder's responsibility. The specifications for the switchgear must be observed.
10.13 Mechanical function			The device meets the requirements, provided the information in the instruction leaflet (IL) is observed.

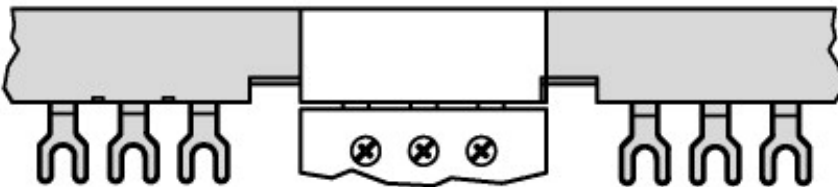
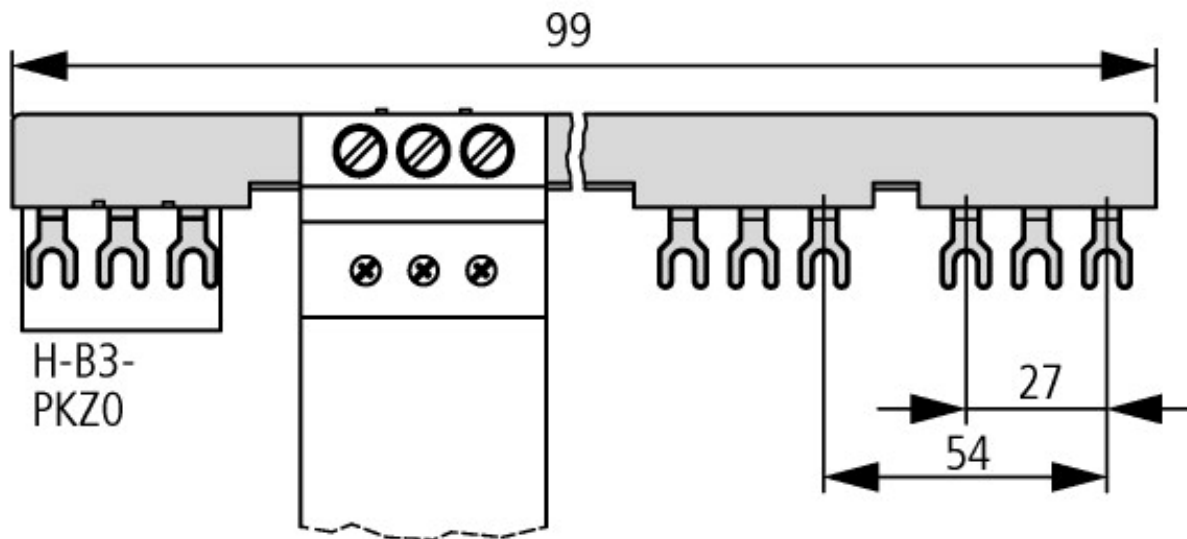
Technical data ETIM 6.0

Low-voltage industrial components (EG000017) / Phase busbar (EC000215)			
Electric engineering, automation, process control engineering / Low-voltage switch technology / Component for low-voltage switching technology / Phase busbar (ec@ss8.1-27-37-13-06 [ACN992008])			
Number of phases			3
Number of poles			3
Suitable for number of devices			2
Pitch dimensions		mm	54
Cross section		mm ²	0
Length		mm	99
Number of modular spacings			0
Rated permanent current I _u		A	63
Type of electric connection			Fork
Insulated			Yes
Rated surge voltage		kV	6
Conditioned rated short-circuit current I _q		kA	0
Max. rated operation voltage U _e		V	690
Rated short-time withstand current I _{cw}		kA	0
Suitable for devices with N-busbar			No
Suitable for devices with auxiliary switch			No

Approvals

Product Standards			UL 508; CSA-C22.2 No. 14; IEC60947-4-1; CE marking
UL File No.			E36332
UL Category Control No.			NLRV
CSA File No.			98494
CSA Class No.			3211-06
North America Certification			UL listed, CSA certified
Specially designed for North America			No

Dimensions



Three-phase commoning link

Additional product information (links)

Motor starters and "Special Purpose Ratings" for the North American market

http://www.moeller.net/binary/ver_techpapers/ver953en.pdf

Busbar Component Adapters for modern Industrial control panels

http://www.moeller.net/binary/ver_techpapers/ver960en.pdf