




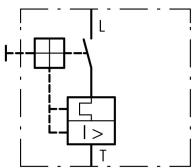
**Transformer-protective circuit-breaker, 3p, Ir=0.63-1A, screw connection**



Powering Business Worldwide™

**Part no.** PKZM0-1-T  
**Catalog No.** 088911  
**Eaton Catalog No.** XTPT001BC1NL  
**EL-Nummer (Norway)** 4315154

**Delivery program**

Product range				PKZM0...T transformer-protective circuit-breakers up to 25 A
Basic function				Transformer protection
Notes				 Also suitable for motors with efficiency class IE3. IE3-ready devices are identified by the logo on their packaging.
Connection technique				Screw terminals
Contact sequence				
Rated uninterrupted current	$I_u$	A	1	
<b>Setting range</b>				
Overload releases	$I_r$	A	0.63 - 1	
short-circuit release				
max.	$I_{rm}$	A	20	
<b>Notes</b> For the protection of transformers with a high inrush current can be snap-fitted to IEC/EN 60715 top-hat rail with 7.5 or 15 mm height Phase failure sensitivity to IEC/EN 60947-4-1, VDE 0660 part 102.				

**Design verification as per IEC/EN 61439**

Technical data for design verification				
Rated operational current for specified heat dissipation	$I_n$	A	1	
Heat dissipation per pole, current-dependent	$P_{vid}$	W	0	
Equipment heat dissipation, current-dependent	$P_{vid}$	W	4.86	
Static heat dissipation, non-current-dependent	$P_{vs}$	W	0	
Heat dissipation capacity	$P_{diss}$	W	0	
Operating ambient temperature min.		°C	-25	
Operating ambient temperature max.		°C	55	
IEC/EN 61439 design verification				
10.2 Strength of materials and parts				
10.2.2 Corrosion resistance				
				Meets the product standard's requirements.
10.2.3.1 Verification of thermal stability of enclosures				
				Meets the product standard's requirements.
10.2.3.2 Verification of resistance of insulating materials to normal heat				
				Meets the product standard's requirements.
10.2.3.3 Verification of resistance of insulating materials to abnormal heat and fire due to internal electric effects				
				Meets the product standard's requirements.
10.2.4 Resistance to ultra-violet (UV) radiation				
				Meets the product standard's requirements.
10.2.5 Lifting				
				Does not apply, since the entire switchgear needs to be evaluated.
10.2.6 Mechanical impact				
				Does not apply, since the entire switchgear needs to be evaluated.
10.2.7 Inscriptions				
				Meets the product standard's requirements.
10.3 Degree of protection of ASSEMBLIES				
				Does not apply, since the entire switchgear needs to be evaluated.

10.4 Clearances and creepage distances		Meets the product standard's requirements.
10.5 Protection against electric shock		Does not apply, since the entire switchgear needs to be evaluated.
10.6 Incorporation of switching devices and components		Does not apply, since the entire switchgear needs to be evaluated.
10.7 Internal electrical circuits and connections		Is the panel builder's responsibility.
10.8 Connections for external conductors		Is the panel builder's responsibility.
10.9 Insulation properties		
10.9.2 Power-frequency electric strength		Is the panel builder's responsibility.
10.9.3 Impulse withstand voltage		Is the panel builder's responsibility.
10.9.4 Testing of enclosures made of insulating material		Is the panel builder's responsibility.
10.10 Temperature rise		The panel builder is responsible for the temperature rise calculation. Eaton will provide heat dissipation data for the devices.
10.11 Short-circuit rating		Is the panel builder's responsibility. The specifications for the switchgear must be observed.
10.12 Electromagnetic compatibility		Is the panel builder's responsibility. The specifications for the switchgear must be observed.
10.13 Mechanical function		The device meets the requirements, provided the information in the instruction leaflet (IL) is observed.

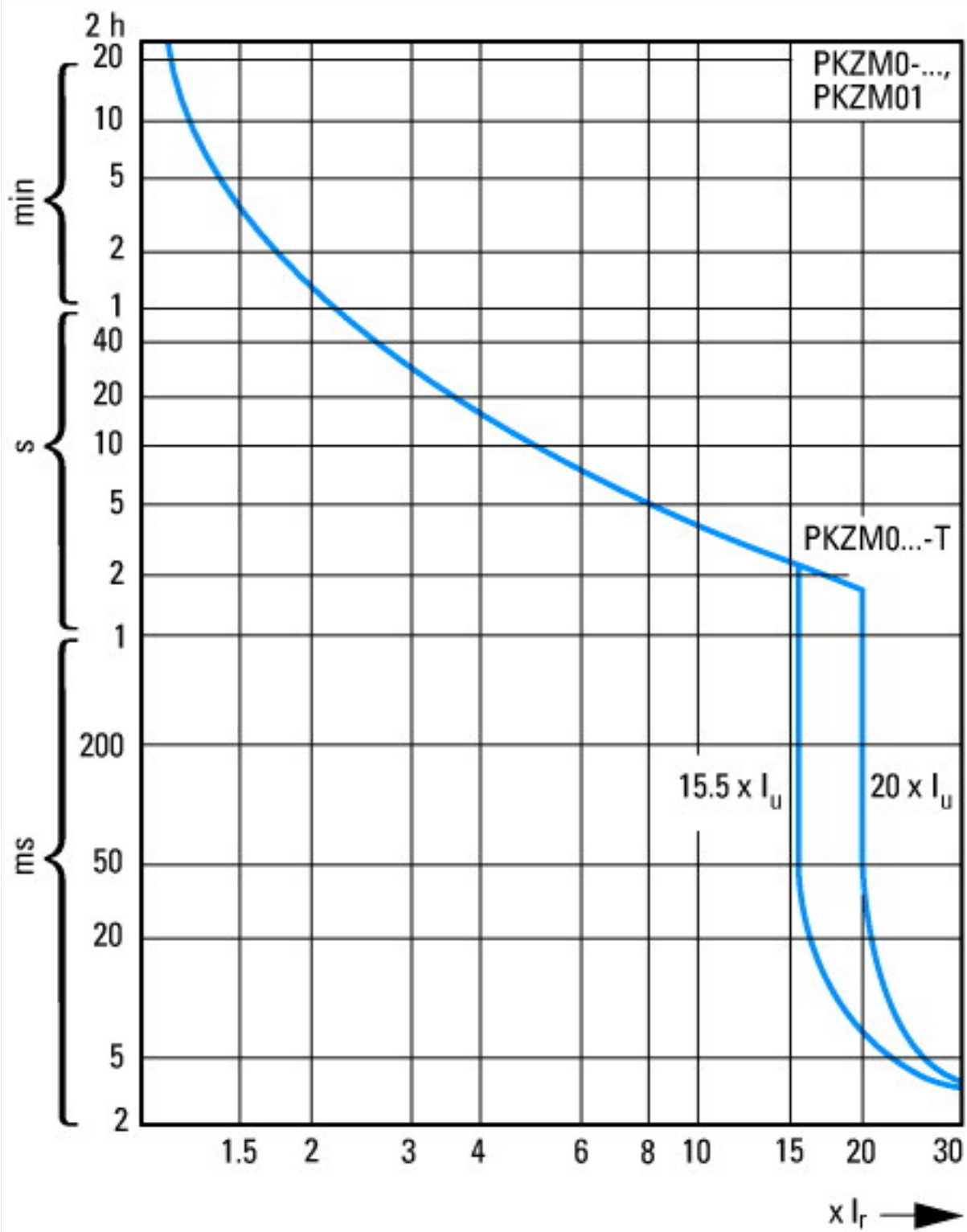
## Technical data ETIM 6.0

Low-voltage industrial components (EG000017) / Power circuit-breaker for trafo/generator/installation prot. (EC000228)		
Electric engineering, automation, process control engineering / Low-voltage switch technology / Circuit breaker (LV < 1 kV) / Circuit breaker for power transformer, generator and system protection (ecl@ss8.1-27-37-04-09 [AJZ716010])		
Rated permanent current I <sub>u</sub>	A	1
Rated voltage	V	690 - 690
Rated short-circuit breaking capacity I <sub>cu</sub> at 400 V, 50 Hz	kA	150
Overload release current setting	A	0.63 - 1
Adjustment range short-term delayed short-circuit release	A	0 - 0
Adjustment range undelayed short-circuit release	A	20 - 20
Integrated earth fault protection		No
Type of electrical connection of main circuit		Screw connection
Device construction		-
Suitable for DIN rail (top hat rail) mounting		Yes
DIN rail (top hat rail) mounting optional		Yes
Number of auxiliary contacts as normally closed contact		0
Number of auxiliary contacts as normally open contact		0
Number of auxiliary contacts as change-over contact		0
Switched-off indicator available		Yes
With under voltage release		No
Number of poles		3
Position of connection for main current circuit		-
Type of control element		Turn button
Complete device with protection unit		Yes
Motor drive integrated		No
Motor drive optional		No
Degree of protection (IP)		IP20

## Approvals

Specially designed for North America		No
--------------------------------------	--	----

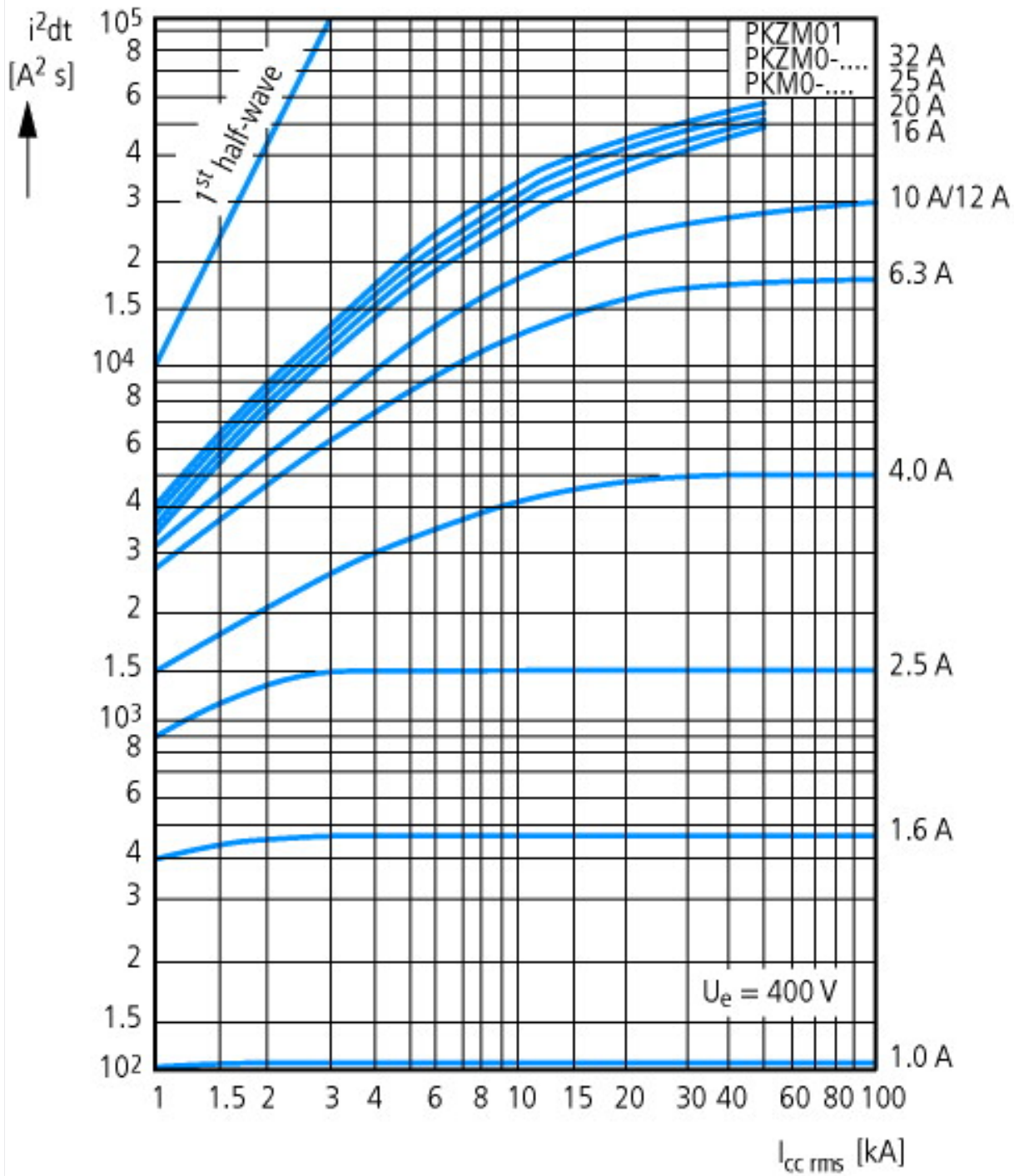
## Characteristics



Motor-protective circuit-breaker tripping characteristic (high-capacity) compact starter, PKZM0...T (not for PKM0-...), PKZM01

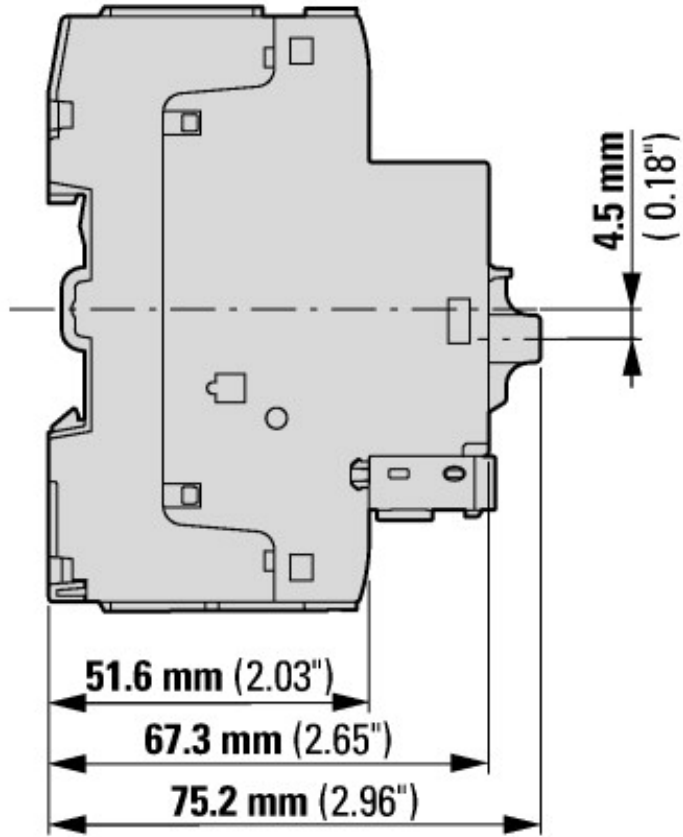
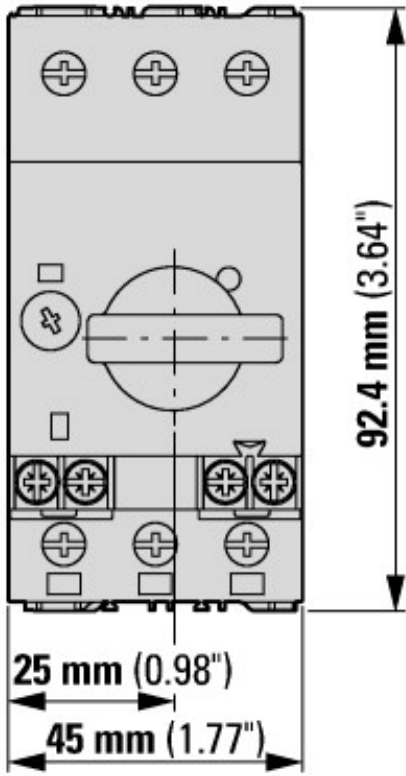


Let-through current

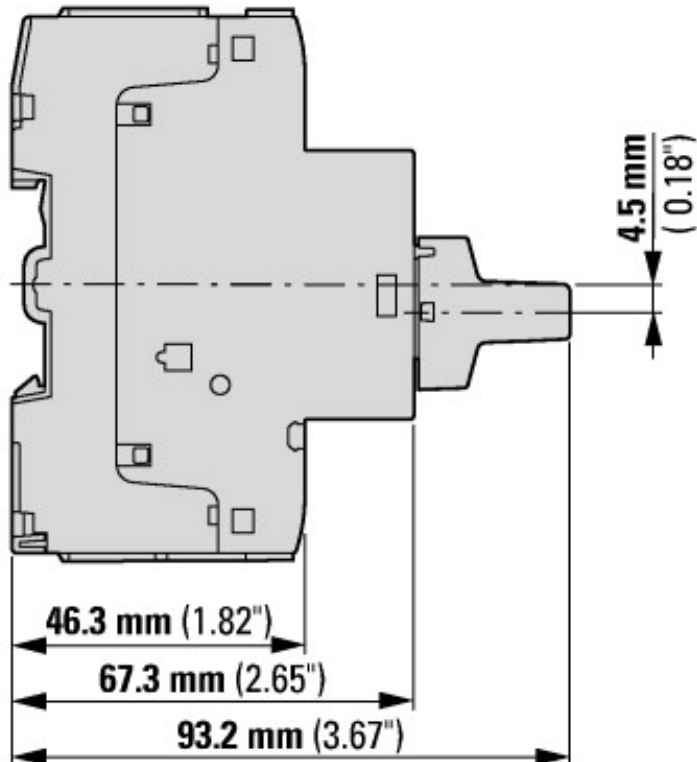
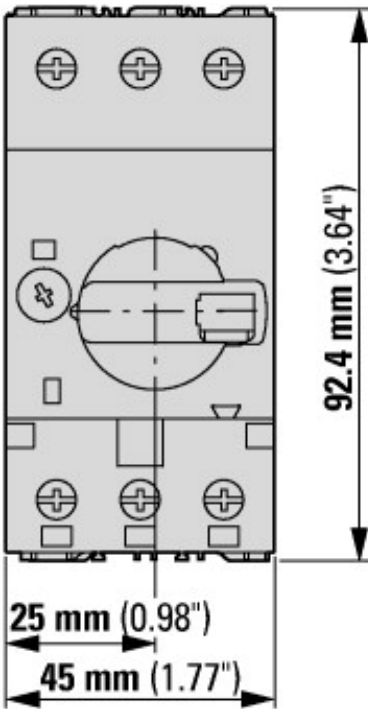


Let-through energy

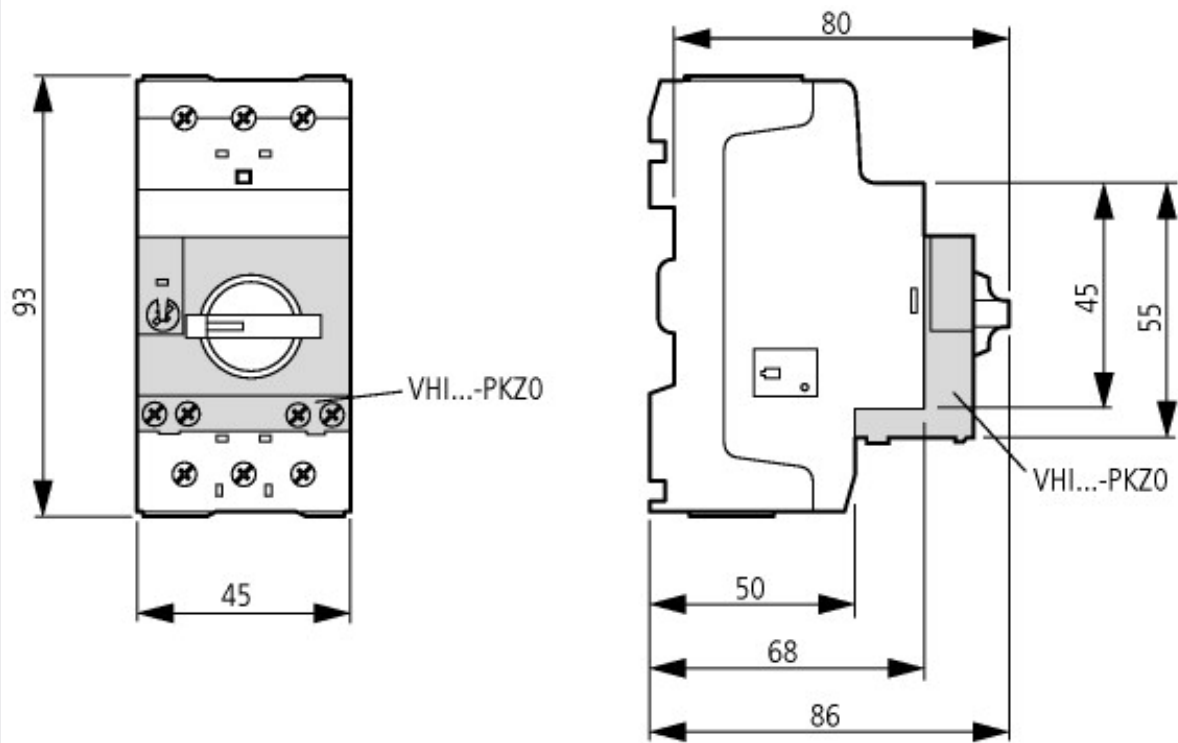
## Dimensions



Motor-protective circuit-breaker with standard auxiliary contact  
 PKZM0-...(+NHI-E-...-PKZ0)  
 PKZM0-...-T(+NHI-E-...-PKZ0)  
 PKM0-...(+NHI-E-...-PKZ0)



Motor-protective circuit-breakers with lockable rotary handles  
 PKZM0-...+AK-PKZ0



Motor-protective circuit-breakers with early-make auxiliary contacts  
PKZM0-...+VHI-...-PKZ0

## Additional product information (links)

### IL03407010Z (AWA1210-2138) Motor-protective circuit-breaker

IL03407010Z (AWA1210-2138) Motor-protective circuit-breaker [ftp://ftp.moeller.net/DOCUMENTATION/AWA\\_INSTRUCTIONS/IL03407010Z2017\\_07.pdf](ftp://ftp.moeller.net/DOCUMENTATION/AWA_INSTRUCTIONS/IL03407010Z2017_07.pdf)

### IL03407011Z (AWA1210-1925) Motor-protective circuit-breaker

IL03407011Z (AWA1210-1925) Motor-protective circuit-breaker [ftp://ftp.moeller.net/DOCUMENTATION/AWA\\_INSTRUCTIONS/IL03407011Z2017\\_07.pdf](ftp://ftp.moeller.net/DOCUMENTATION/AWA_INSTRUCTIONS/IL03407011Z2017_07.pdf)

### MN03402003Z (AWB1210-1458) PKZM0 motor-protective circuit-breakers, overload monitoring of Ex e motors

MN03402003Z (AWB1210-1458) PKZM0 motor-protective circuit-breakers, overload monitoring of Ex e motors - Deutsch / English [ftp://ftp.moeller.net/DOCUMENTATION/AWB\\_MANUALS/MN03402003Z\\_DE\\_EN.pdf](ftp://ftp.moeller.net/DOCUMENTATION/AWB_MANUALS/MN03402003Z_DE_EN.pdf)

Motor starters and "Special Purpose Ratings" for the North American market [http://www.moeller.net/binary/ver\\_techpapers/ver953en.pdf](http://www.moeller.net/binary/ver_techpapers/ver953en.pdf)

Busbar Component Adapters for modern Industrial control panels [http://www.moeller.net/binary/ver\\_techpapers/ver960en.pdf](http://www.moeller.net/binary/ver_techpapers/ver960en.pdf)