



# CorePro LED PLC

## CorePro LED PLC 4.5W 840 2P G24d-1

Philips CorePro LED PLC is the ideal uplampping solution for downlights in a wide range of general lighting applications. It integrates a LED light source into a traditional fluorescent form factor to offer superb energy savings over a lifetime that's twice as long as fluorescent alternatives.

### Product data

General Information		Power Factor (Nom)	0.9
Cap-Base	G24D-1 [ G24d-1]	Voltage (Nom)	220-240 V
Nominal Lifetime (Nom)	30000 h	Temperature	
Switching Cycle	50000X	T-Ambient (Max)	35 °C
B50L70	30000 h	T-Ambient (Min)	-20 °C
Light Technical		T-Storage (Max)	65 °C
Color Code	840 [ CCT of 4000K]	T-Storage (Min)	-40 °C
Luminous Flux (Nom)	500 lm	T-Case Maximum (Nom)	60 °C
Luminous Flux (Rated) (Nom)	500 lm	Controls and Dimming	
Correlated Color Temperature (Nom)	4000 K	Dimmable	No
Color Consistency	<6	Mechanical and Housing	
Color Rendering Index (Nom)	83	Product Length	100 mm
LLMF At End Of Nominal Lifetime (Nom)	70 %	Approval and Application	
Operating and Electrical		Energy Saving Product	Yes
Input Frequency	50 to 60 Hz	Energy Efficiency Label (EEL)	A++
Power (Rated) (Nom)	4.5 W	Approval Marks	TUV CE marking RoHS compliance KEMA Keur certificate
Lamp Current (Max)	25 mA		
Lamp Current (Min)	20 mA		
Starting Time (Nom)	0.5 s		
Warm Up Time To 60% Light (Nom)	0.5 s		

# CorePro LED PLC

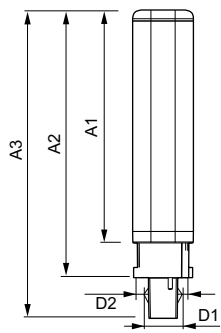
Energy Consumption kWh/1000 h	5 kWh
<b>Product Data</b>	
Full product code	871869670661900
Order product name	CorePro LED PLC 4.5W 840 2P G24d-1
EAN/UPC - Product	8718696706619
Order code	929001350802

Numerator - Quantity Per Pack	1
Numerator - Packs per outer box	10
Material Nr. (12NC)	929001350802
Net Weight (Piece)	0.070 kg

## Warnings and Safety

- NOTES: The overall energy efficiency and light distribution of any installation that uses these lamps are determined by the design of the installation.

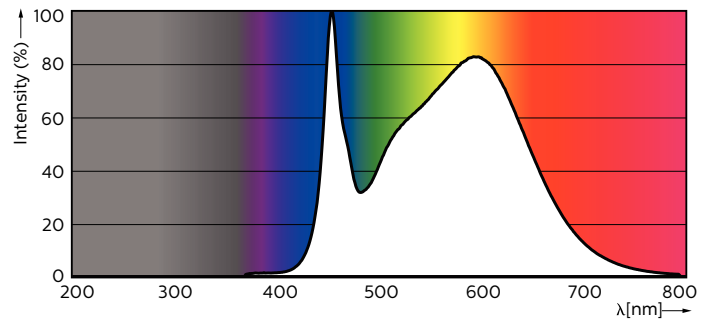

## Dimensional drawing



PLED PLC 230V 5W 500lm 4000K G24D-1 ND

Product	D1	D2	A1	A2	A3
CorePro LED PLC 4.5W 840 2P G24d-1	24.3 mm	28.4 mm	95.8 mm	115 mm	137.6 mm

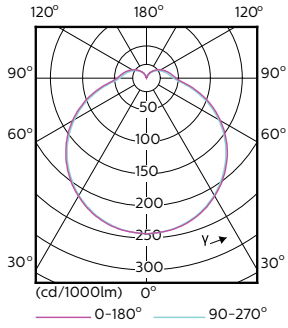
## Photometric data



LEDtube 100mm 5W G24D-1 840 500lm

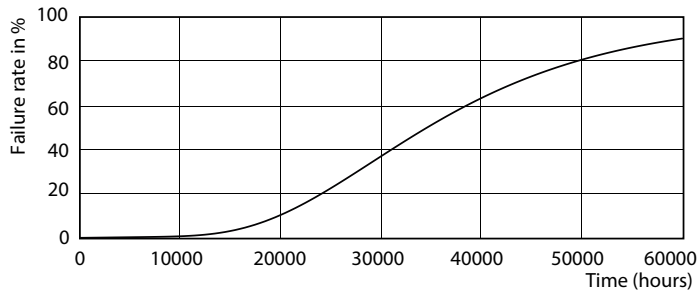
# CorePro LED PLC

## Photometric data

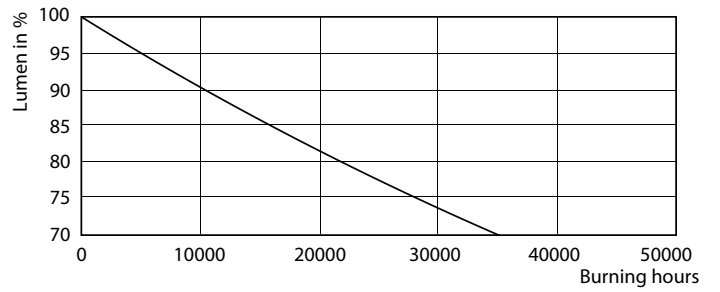


LEDtube 100mm 5W G24D-1

## Lifetime



LEDtube 100mm 5W G24D-1



LEDtube 100mm 5W G24D-1

