



# MASTER LEDtube EM/Mains T8

## MAS LEDtube 1200mm UE 14.5W 865 T8

The Philips MASTER LEDtube integrates a LED light source into a traditional fluorescent form factor. Its unique design creates a perfectly uniform visual appearance which cannot be distinguished from traditional fluorescent. For those that are looking for value for money within limited budget and re-lamping efforts for better light effect and lifetime.

### Product data

General Information		Lamp Current (Min)	
Cap-Base	G13 [ Medium Bi-Pin Fluorescent]		56 mA
Nominal Lifetime (Nom)	60000 h	Starting Time (Nom)	0.5 s
Switching Cycle	200000X	Warm Up Time To 60% Light (Nom)	0.5 s
B50L70	60000 h	Power Factor (Nom)	0.9
		Voltage (Nom)	220-240 V
Light Technical		Temperature	
Color Code	865 [ CCT of 6500K]	T-Ambient (Max)	45 °C
Luminous Flux (Nom)	2500 lm	T-Ambient (Min)	-20 °C
Luminous Flux (Rated) (Nom)	2500 lm	T-Storage (Max)	65 °C
Correlated Color Temperature (Nom)	6500 K	T-Storage (Min)	-40 °C
Color Consistency	<6	T-Case Maximum (Nom)	55 °C
Color Rendering Index (Nom)	83		
LLMF At End Of Nominal Lifetime (Nom)	70 %	Controls and Dimming	
		Dimmable	No
Operating and Electrical		Mechanical and Housing	
Input Frequency	50 to 60 Hz	Product Length	1200 mm
Power (Rated) (Nom)	14.5 W		
Lamp Current (Max)	74 mA		

# MASTER LEDtube EM/Mains T8

## Approval and Application

Energy Saving Product	Yes
Energy Efficiency Label (EEL)	A++
Approval Marks	TUV CE marking RoHS compliance KEMA Keur certificate
Energy Consumption kWh/1000 h	15 kWh

## Product Data

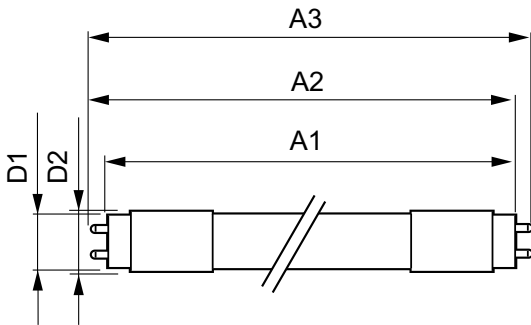
Full product code	871869673152900
-------------------	-----------------

Order product name	MAS LEDtube 1200mm UE 14.5W 865 T8
EAN/UPC - Product	8718696731529
Order code	929001376902
Numerator - Quantity Per Pack	1
Numerator - Packs per outer box	10
Material Nr. (12NC)	929001376902
Net Weight (Piece)	0.215 kg

## Warnings and Safety

- NOTES: The overall energy efficiency and light distribution of any installation that uses these lamps are determined by the design of the installation.

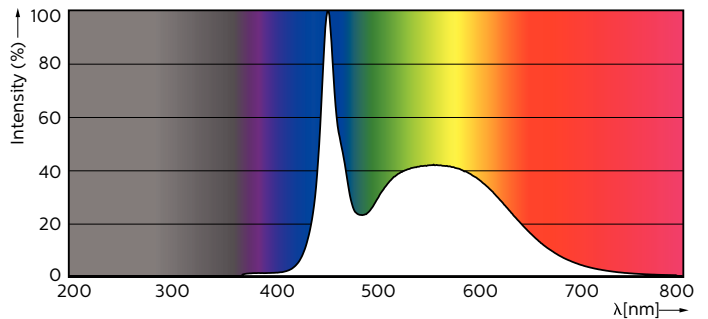

## Dimensional drawing



TLED 4ft 14.5-36W 2500lm 6500K G13 ND

Product	D1	D2	A1	A2	A3
MAS LEDtube 1200mm UE 14.5W 865 T8	25.8 mm	28 mm	1198.2 mm	1205.3 mm	1212.4 mm

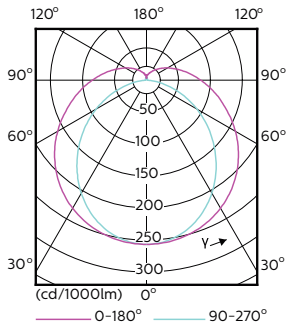
## Photometric data



LEDtube 1200mm 15W G13 865 2500lm

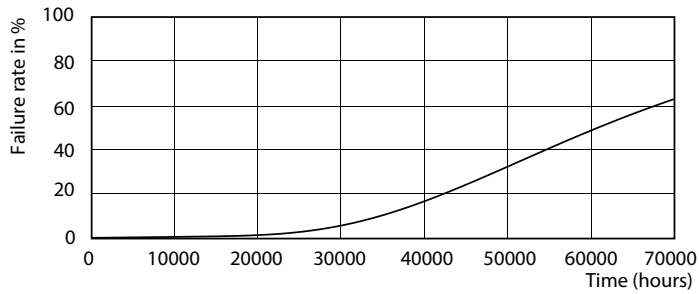
# MASTER LEDtube EM/Mains T8

## Photometric data

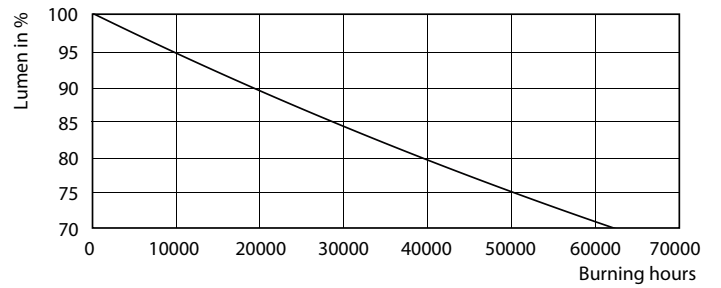


LEDtube 1200mm 15W G13 840 2500lm

## Lifetime



LEDtube 1200mm 15W G13 840 2500lm



LEDtube 1200mm 15W G13 840 2500lm

