



MASTER LEDtube EM/Mains T8

MAS LEDtube 1500mm UE 21.5W 865 T8

The Philips MASTER LEDtube integrates a LED light source into a traditional fluorescent form factor. Its unique design creates a perfectly uniform visual appearance which cannot be distinguished from traditional fluorescent. For those that are looking for value for money within limited budget and re-lamping efforts for better light effect and lifetime.

Product data

General Information		Lamp Current (Min)	
Cap-Base	G13 [Medium Bi-Pin Fluorescent]		83 mA
Nominal Lifetime (Nom)	60000 h	Starting Time (Nom)	0.5 s
Switching Cycle	200000X	Warm Up Time To 60% Light (Nom)	0.5 s
B50L70	60000 h	Power Factor (Nom)	0.9
		Voltage (Nom)	220-240 V
Light Technical		Temperature	
Color Code	865 [CCT of 6500K]	T-Ambient (Max)	45 °C
Luminous Flux (Nom)	3700 lm	T-Ambient (Min)	-20 °C
Luminous Flux (Rated) (Nom)	3700 lm	T-Storage (Max)	65 °C
Correlated Color Temperature (Nom)	6500 K	T-Storage (Min)	-40 °C
Color Consistency	<6	T-Case Maximum (Nom)	60 °C
Color Rendering Index (Nom)	83		
LLMF At End Of Nominal Lifetime (Nom)	70 %	Controls and Dimming	
		Dimmable	No
Operating and Electrical		Mechanical and Housing	
Input Frequency	50 to 60 Hz	Product Length	1500 mm
Power (Rated) (Nom)	21.5 W		
Lamp Current (Max)	111 mA		

MASTER LEDtube EM/Mains T8

Approval and Application

Energy Saving Product	Yes
Energy Efficiency Label (EEL)	A++
Approval Marks	TUV CE marking RoHS compliance KEMA Keur certificate
Energy Consumption kWh/1000 h	22 kWh

Product Data

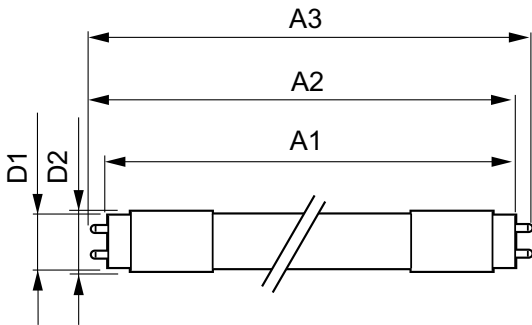
Full product code	871869673156700
-------------------	-----------------

Order product name	MAS LEDtube 1500mm UE 21.5W 865 T8
EAN/UPC - Product	8718696731567
Order code	929001377102
Numerator - Quantity Per Pack	1
Numerator - Packs per outer box	10
Material Nr. (12NC)	929001377102
Net Weight (Piece)	0.270 kg

Warnings and Safety

- NOTES: The overall energy efficiency and light distribution of any installation that uses these lamps are determined by the design of the installation.

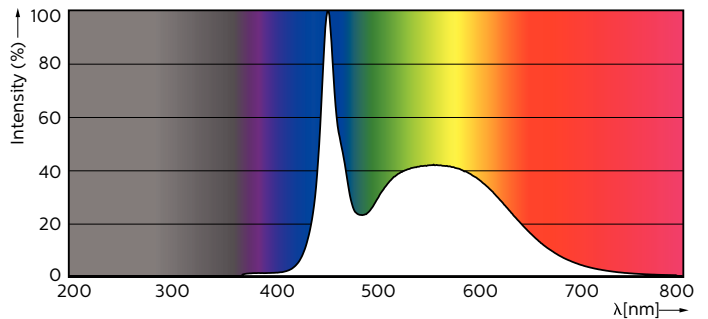
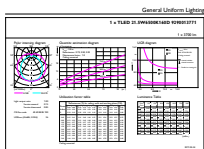
Dimensional drawing



TLED 5ft 21.5-58W 3700lm 6500K G13 ND

Product	D1	D2	A1	A2	A3
MAS LEDtube 1500mm UE 21.5W 865 T8	25.8 mm	28 mm	1498.8 mm	1505.9 mm	1513 mm

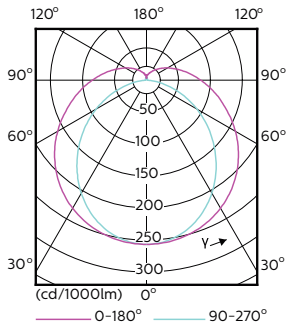
Photometric data



LEDtube 1200mm 15W G13 865 2500lm

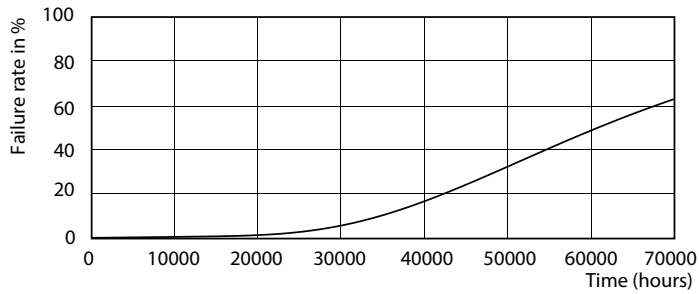
MASTER LEDtube EM/Mains T8

Photometric data

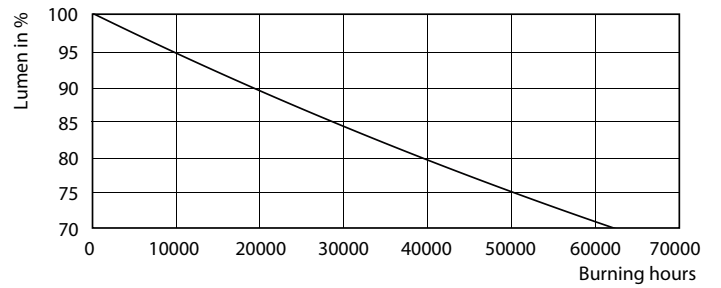


LEDtube 1200mm 15W G13 840 2500lm

Lifetime



LEDtube 1200mm 15W G13 840 2500lm



LEDtube 1200mm 15W G13 840 2500lm

