



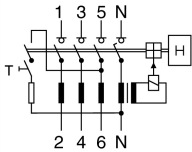
Residual current circuit breaker (RCCB), 63A, 4p, 30mA, type AC



Powering Business Worldwide™



Part no. **FRCMM-63/4/003**
 Catalog No. **170412**
 Eaton Catalog No. **FRCMM-63/4/003**

Delivery program

| | | | |
|------------------------------|----------------|----|--|
| Basic function | | | Residual current circuit-breakers |
| Number of poles | | | 4 pole |
| Application | | | Switchgear for industrial and advanced commercial applications |
| Rated current | I_n | A | 63 |
| Rated short-circuit strength | I_{cn} | kA | 10 with back-up fuse |
| Rated fault current | $I_{\Delta N}$ | A | 0.03 |
| Type | | | Type AC |
| Tripping | | A | non-delayed |
| Product range | | | FRCmM |
| Sensitivity | | | AC current sensitive |
| Impulse withstand current | | | Partly surge-proof 250 A |
| Contact sequence | | |  |

Technical data

Electrical

| | | | |
|--|----------------------|------------|---|
| Types conform to | | | IEC/EN 61008 |
| Current test marks | | | As per inscription |
| Tripping | | A | non-delayed |
| Rated operating voltage | U_n | V AC | 240/415 |
| Rated frequency | f | Hz | 50 |
| Limit values of the operating voltage | | | |
| Test circuit | | V AC | 196 - 264 |
| Rated fault current | $I_{\Delta n}$ | mA | 30 |
| Sensitivity | | | AC current sensitive |
| Rated insulation voltage | U_i | V | 440 |
| Rated impulse withstand voltage | U_{imp} | kV | 4 (1.2/50 μ s) |
| Rated short-circuit strength | I_{cn} | kA | 10 with back-up fuse |
| Impulse withstand current | | | 250 A (8/20 μ s) surge-proof |
| Max. admissible back-up fuse | | | |
| Short-circuit | gG/gL | A | 63 |
| Overload | gG/gL | A | 63 |
| Rated making and breaking capacity / Rated residual making and breaking capacity | $I_m / I_{\Delta m}$ | A | 630 |
| lifespan | | | |
| Electrical | | Operations |  2000 |
| Mechanical | | Operations |  10000 |

Mechanical

| | | | |
|--------------------------|--|----|---|
| Standard front dimension | | mm | 45 |
| Device height | | mm | 80 |
| Built-in width | | mm | 70 (4TE) |
| Mounting | | | Quick attachment with 2 latch positions for DIN-rail IEC/EN 60715 |
| Degree of Protection | | | IP20 switches IP 40 enclosed |
| Terminals top and bottom | | | Twin-purpose terminals |

| | | | |
|--|--|-----------------|---|
| Terminal protection | | | Busbar tag shroud to BGV A3, ÖVE-EN 6 |
| Terminal cross-section | | | |
| Solid | | mm ² | 1.5 - 35 |
| Stranded | | mm ² | 2 x 16 |
| Terminal cross-section | | | M5 (with cross-recessed screw as defined in EN ISO 4757-Z2, Pozidriv PZ2) |
| Tightening torque of fixing screws | | N/m | 2 - 2.4 |
| Thickness of busbar material | | mm | 0.8 - 2 |
| Admissible ambient temperature range | | °C | -25 - +40 |
| Permissible storage and transport temperatures | | °C | -35 - +60 |
| Climatic proofing | | | according to IEC/EN 61008 |
| Mounting position | | | As required |
| Contact position indicator | | | red / green |
| Trip indication | | | white / blue |

Design verification as per IEC/EN 61439

| | | | |
|--|-------------------|----|---|
| Technical data for design verification | | | |
| Rated operational current for specified heat dissipation | I _n | A | 63 |
| Heat dissipation per pole, current-dependent | P _{vid} | W | 0 |
| Equipment heat dissipation, current-dependent | P _{vid} | W | 13.4 |
| Static heat dissipation, non-current-dependent | P _{vs} | W | 0 |
| Heat dissipation capacity | P _{diss} | W | 0 |
| Operating ambient temperature max. | | °C | -25 |
| Operating ambient temperature max. | | °C | 55 |
| | | | Starting at 40 °C, the max. permissible continuous current decreases by 3% for every 1 °C |

Technical data ETIM 6.0

| | | | |
|--|--|----|----------|
| Circuit breakers and fuses (EG000020) / Residual current circuit breaker (RCCB) (EC000003) | | | |
| Electric engineering, automation, process control engineering / Electrical installation, device / Residual current protection system / Residual current circuit breaker (RCCB) (ec1@ss8.1-27-14-22-01 [AAB906011]) | | | |
| Number of poles | | | 4 |
| Nominal rated voltage | | V | 415 |
| Nominal rated current | | A | 63 |
| Rated fault current | | A | 0.03 |
| Mounting method | | | DIN rail |
| Leakage current type | | | AC |
| Selective protection | | | No |
| Short-circuit breaking capacity (I _{cw}) | | kA | 10 |
| Surge current capacity | | kA | 0.25 |
| Frequency | | | 50 Hz |
| Additional equipment possible | | | Yes |
| Degree of protection (IP) | | | IP20 |
| Construction size (in accordance with DIN 43880) | | | 1 |
| Width in number of modular spacings | | | 4 |
| Built-in depth | | mm | 70.5 |
| Short-time delayed tripping | | | No |

Dimensions

