

NexiTech LED™

The new range of LED Emergency lighting luminaires



EATON

Powering Business Worldwide



NexiTech LED™ reliability at

Automatic test function in full compliance with Standard UNI11222

The self-contained versions of NexiTech LED™ come with a sophisticated automatic diagnosis function; a microprocessor constantly monitors the battery charging parameters and periodically performs function and duration tests as requested by EN50172.


A two-color green/yellow LED indicates the status of the device in a simple and intuitive manner. Since the autonomy tests completely run the battery down, NexiTech LED™ can be programmed to delay testing for a week, so as to be able to obtain two groups "odds and evens" guaranteeing at least 50% of system operation even after an autonomy test.



Reliability, aesthetics and quality for everyone
 These are the strong points of the NexiTech LED™, the new emergency lighting device developed by Eaton's Cooper Safety business.

NexiTech LED™ born from the need to create a high quality solution, accessible to everyone, that is easy to install and versatile in use.

From the high quality of electronic and batteries to the plastic materials and terminal blocks, this emergency lighting device combines reliability, cutting-edge technology and attention to detail.



NexiTech LED™ indoor version IP40

nd performance for all

Test frequency table

When	What
Constantly	Check battery charge parameters and mains power supply presence
Every week	Check emergency switch-over, light source and discharge current
Every 10 weeks	Check battery duration enhancing battery life

LED status legend

Color	Status	Meaning
●	Steady green	Normal operation, battery charging, mains power supply presence
●	Flashing green	Device under test
●	Slow flashing yellow	Battery problem (disconnected, duration not enough)
●	Fast flashing yellow	Problem with light source



Simple and versatile, suitable

From lighting to signaling, there is just a short step

Thanks to the integration of single-sided pictograms and double-sided kits, complying with international Standard ISO7010, NexiTech LED™ is transformed into a true signaling device with a visibility of 20 or 30m.

The development phase of the product took into account the requirements of luminance and uniformity required by standard EN1838, creating a device with performance equal or superior to specific exit signs.

Versions with 150, 250 and 400lm of NexiTech LED™ can operate either in non-maintained NM or maintained M mode, as the user wishes.




Ease of installation and versatility of use

A single product with endless installation possibilities.

NexiTech LED™ was created with the aim of simplifying the work of the installer; no tools are needed to open or close the product; installation is further simplified by the presence of a quick plug-in screw less terminal block.

NexiTech LED™ can be installed on wall, ceiling, wall recessed or false ceiling recessed. Although it is particularly suitable for interiors such as offices, schools, universities and hospitals, NexiTech LED™ can be quickly turned into an outdoor unit with the simple addition of an IP65 protection kit. This kit makes it possible to use NexiTech LED™ even in humid and dusty environments such as underground car parks and light industrial plants.



NexiTech LED™ with IP65 protection kit

e for any environment



Double-sided emergency lighting kit
 Transform NexiTech LED™ in a double-sided emergency lighting luminaire with 30m of viewing distance.
 Directions available: low-low, low-blind, left-right.



Single-sided Pictogram
 Transform NexiTech LED™ in a single-sided emergency lighting luminaire with 20m of viewing distance.
 Directions available: low, high, left, right.



Details make the difference

To capture a product's qualitative aspects it's not enough to dwell on external appearance, design and the apparent technological solutions; every single detail needs to be analyzed, including the internal components, often considered secondary, such as the electronics: the heart of a lighting device.

NexiTech LED™ is a product of superior quality that ensures unparalleled reliability. To achieve this we placed equal importance on every aspect of the product; nothing was overlooked.

The finish of the plastic housing, the electronics, the batteries, the terminal block, and the LEDs were chosen in accordance with quality criteria of excellence. This is what you can expect from an industry leader, and this is what we have done.



The base is equipped with large cable entry holes, while the terminal block allows the use of rigid and flexible cables from 0.5 to 2.5 mm². Cable insertion and release is automatic, without screws.



The large number of LEDs (up to 60 in the 500lm version) provides uniform illumination, limiting glare. Latest generation LEDs make it possible to obtain significant energy savings thanks to the excellent Lm/w ratio.




The electronic circuit constructed with high-quality components contains a high frequency power supply and a microprocessor capable of checking all the device's parameters. HT high temperature batteries, supplied only from select traceable manufacturers, ensure a performance well in excess of regulatory requirements.



NexiTech LED™

Housing	Base and reflector white polycarbonate. Diffuser clear polycarbonate, glow-wire 850°C
Protection degree	IP40 IK03 IP65 IK07 with protection kit NEXI-IP
Function	Non Maintained, Maintained
Output	Emergency mode: 100, 150, 250, 400, 500 lm Maintained mode: 60 lm
Recharge	12h for 1h e 1,5h versions 24h for 3h versions (12h recharge period for 2h duration)
Rest Mode	Rest Mode via remote command TLU part no. LUM10312 (Self-contained versions)
Test functions	Autotest circuit (self-contained versions) according to EN62034 Magnetic test function (self-contained versions)
Mounting options	Wall, ceiling, false ceiling with NEXI-FC kit. Recessed installation in bricks wall with NEXI-RB kit.
Power supply	220/240Vac 50/60Hz (self-contained versions) 110/240Vac 50/60Hz 180/240Vcc (central battery versions)
Operating temperature	From +5 to +30°C (self-contained versions) From -10 to +40°C (central battery versions)
Viewing distance	20 m single-sided pictograms 30 m double-sided pictograms

NexiTech LED™ indoor version IP40



IP65 Protection kit - 308x125x53 mm



Recessed base for bricks wall
part no. NEXI-RB Cut-out: 277x100 mm



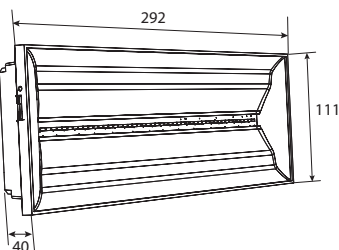
False ceiling adapter
part no. NEXI-FC - Cut-out: 272x95 mm



Single-side glue-less pictogram
part no. NEXI-PICTO-x



Dimensions- Standard indoor version IP40



Ordering codes

Part number	Classification	Function	Duration (h)	NM output (lm)	M output (lm)	LEDs	Consumption NM	M	NiCd HT batteries
-------------	----------------	----------	--------------	----------------	---------------	------	----------------	---	-------------------

Autotest versions

NEXI100-AT	8W	NM	1,5	100	-	16	0,65W	-	3,6V-0,8Ah
NEXI150-AT	11W	M/NM	1	150	60	16	0,65W	2,4W	3,6V-0,8Ah
NEXI250-AT	18/24W	M/NM	1,5	250	60	48	2,25W	3,6W	7,2V-1,7Ah
NEXI400-AT	24W Ultra	M/NM	1,5	400	60	48	2W	3,2W	7,2V-1,7Ah
NEXI100-3H-AT	8W	NM	3	100	-	16	1,3W	-	3,6V-2,0Ah
NEXI150-3H-AT	11W	M/NM	3	150	60	16	1,3W	3,1W	3,6V-2,0Ah
NEXI250-3H-AT	18/24W	M/NM	3	250	60	48	2,25W	3,6W	7,2V-1,7Ah

Slave versions - for 230Vca/Vcc central battery system

NEXI250-230	18/24W	M	-	-	250	29	-	3,45W	-
NEXI500-230	24W Ultra	M	-	-	500	60	-	6,9W	-

Double-side pictograms

Lite version - standard uniformity

NEXI-PLEXL-DD	Lite Double side panel Down/Down ISO7010 30m		
NEXI-PLEXL-LR	Lite Double side panel Left/Right ISO7010 30m		
NEXI-PLEXL-DB	Lite Double side panel Down/Blind ISO7010 30m		

Ultra version - high uniformity

NEXI-PLEX-DD	Double side panel Down/Down ISO7010 30m		
NEXI-PLEX-LR	Double side panel Left/Right ISO7010 30m		
NEXI-PLEX-DB	Double side panel Down/Blind ISO7010 30m		

Single-side glue-less pictograms

NEXI-PICTO-D	Pictogram Down ISO7010 single-side 20m	
NEXI-PICTO-L	Pictogram Left ISO7010 single-side 20m	
NEXI-PICTO-R	Pictogram Right ISO7010 single-side 20m	
NEXI-PICTO-U	Pictogram Up ISO7010 single-side 20m	

Accessories

NEXI-IP	IP65 protection kit
NEXI-RB	Bricks wall recessed base (cut-out 277x100mm)
NEXI-FC	False ceiling adapter (cut-out 272x95mm)
LUM10312	Rest-Mode and Test telecommand

Eaton is dedicated to ensuring that reliable, efficient and safe power is available when it's needed most. With unparalleled knowledge of electrical power management across industries, experts at Eaton deliver customized, integrated solutions to solve our customers' most critical challenges. Our focus is on delivering the right solution for the application. But, decision makers demand more than just innovative products. They turn to Eaton for an unwavering commitment to personal support that makes customer success a top priority.

For more information, visit www.coopercsa.it



Eaton Industries Manufacturing GmbH

Electrical Sector EMEA
Route de la Longeraie, 7
1110 Morges, Switzerland
Eaton.eu

Cooper CSA srl

Via Antonio Meucci, 10
20094 Corsico (MI) - ITALY
Tel: +39 02 4587911
Fax: +39 02 45879105
Email: info.coopercsa@cooperindustries.com
Web: www.coopercsa.it

Changes to the products, to the information contained in this document, and to prices are reserved; so are errors and omissions. Only order confirmations and technical documentation by Eaton is binding. Photos and pictures also do not warrant a specific layout or functionality. Their use in whatever form is subject to prior approval by Eaton. The same applies to Trademarks (especially Eaton, Moeller, and Cutler-Hammer, Ceag).



Powering Business Worldwide

© 2014 Eaton
All Rights Reserved
Printed in Italy
Document number: CSA-DPL26
April 2014

Eaton is a registered trademark.
All other trademarks are property
of their respective owners