



OPTIMA-TOP SERIES

SURFACE MOUNTING SOCKETS OUTLETS IP44



■ BEHAVIOUR WITH CHEMICAL AND ATMOSPHERIC AGENTS

Saline solution	Acids		Bases		Solvents				Mineral oil	UV rays
	Concentrated	Diluted	Concentrated	Diluted	Hexane	Benzol	Acetone	Alcohol		
Resistant	Limited Resistance	Resistant	Resistant	Resistant	Not Resistant	Not Resistant	Not Resistant	Limited Resistance	Resistant	Limited Resistance

For specific substances please contact our technical service.

■ WIRING AND INSTALLATION

Wiring capacity of the terminals (mm²)

Max. cable size accepted by the cable clamp:

Rated voltage	Rated current (A)	Plugs, connectors and appliance inlets		Socket outlets	
		Min	Max	Min	Max
Over 50V	16A	1	2,5	1,5	4
	32A	2,5	6	2,5	10
	63A	6	16	6	25
	125A	16	50	25	70

Rated current (A)	Outside Ø mm	
	Min	Max
16A	8	15
32A	11,5	21
63A	17	31
125A	26	48

■ APPLICATION EXAMPLES



Industrial plugs and sockets

OPTIMA Series >> Surface mounting socket outlets

OPTIMA-TOP Series

























513.



 **TOP - Screw terminals**

SURFACE MOUNTING SOCKET

IP44

Poles	Hz	Volt	Colour	h	SURFACE MOUNTING SOCKET				
					IP44				
					M20X1,5	M25X1,5	M32X1,5		
					16A		32A		
2P+E	50Hz 60Hz	100-130V		4h	513.1650T	10/40	513.3250T	10	
		200-250V		6h	513.1653T	10/40	513.3253T	10	
		380-415V		9h	513.1658T	10/40	513.3258T	10	
		480-500V		7h	513.16536T	10/40	513.32536T	10	
		TST>50V		12h	513.16533T	10/40	513.32533T	10	
	>300-500Hz	>50V		2h	513.16532T	10/40	513.32532T	10	
	DC	>50-250V		3h	513.16534T	10/40	513.32534T	10	
		>250V		8h	513.16538T	10/40	513.32538T	10	
3P+E	50Hz 60Hz	100-130V		4h		513.1651T	10/40	513.3251T	10
		200-250V		9h		513.1654T	10/40	513.3254T	10
		380-415V		6h		513.1656T	10/40	513.3256T	10
		380V 50Hz / 440V 60Hz		3h		513.16564T	10/40	513.32564T	10
		480-500V		7h		513.16566T	10/40	513.32566T	10
	60Hz	600-690V		5h		513.16567T	10/40	513.32567T	10
	100-300Hz	440-460V		11h		513.16565T	10/40	513.32565T	10
	>300-500Hz	>50V		10h		513.16561T	10/40	513.32561T	10
3P+N+E	50Hz 60Hz	100-130V		4h		513.1652T	10/40	513.3252T	10
		208-250V		9h		513.1655T	10/40	513.3255T	10
		346-415V		6h		513.1657T	10/40	513.3257T	10
		380V 50Hz / 440V 60Hz		3h		513.16574T	10/40	513.32574T	10
		480-500V		7h		513.16576T	10/40	513.32576T	10
	60Hz	600-690V		5h		513.16577T	10/40	513.32577T	10
	>300-500Hz	440-460V		11h		513.16575T	10/40	513.32575T	10
		>50V		2h		513.16572T	10/40	513.32572T	10

- Threaded break-through knock out
- Rubber threaded cable sleeve included

 = Screw terminals

 = Spring terminals (fast wiring)

 = Mantle terminals

■ OPTIMA Series >> Surface mounting socket outlets

OPTIMA-TOP Series

513.






















 **TOP - Mantle terminals**

SURFACE MOUNTING SOCKET

IP44


M40X1,5

63A

Poles	Hz	Volt	Colour	h		
2P+E	50Hz 60Hz	100-130V		4h	513.6350T	4
		200-250V		6h	513.6353T	4
		380-415V		9h	513.6358T	4
		480-500V		7h	513.63536T	
		TST>50V		12h	513.63533T	
	>300-500Hz	>50V		2h	513.63532T	
	DC	>50-250V		3h	513.63534T	
		>250V		8h	513.63538T	
3P+E	50Hz 60Hz	100-130V		4h	513.6351T	4
		200-250V		9h	513.6354T	4
		380-415V		6h	513.6356T	4
		380V 50Hz / 440V 60Hz		3h	513.63564T	
		480-500V		7h	513.63566T	
	60Hz	600-690V		5h	513.63567T	
	60Hz	440-460V		11h	513.63565T	
	100-300Hz	>50V		10h	513.63561T	
>300-500Hz			2h	513.63562T		
3P+N+E	50Hz 60Hz	100-130V		4h	513.6352T	4
		208-250V		9h	513.6355T	4
		346-415V		6h	513.6357T	4
		380V 50Hz / 440V 60Hz		3h	513.63574T	
		480-500V		7h	513.63576T	
	60Hz	600-690V		5h	513.63577T	
	60Hz	440-460V		11h	513.63575T	
	>300-500Hz	>50V		2h	513.63572T	

- Open threaded cable entry
- Cable gland included

 = Screw terminals

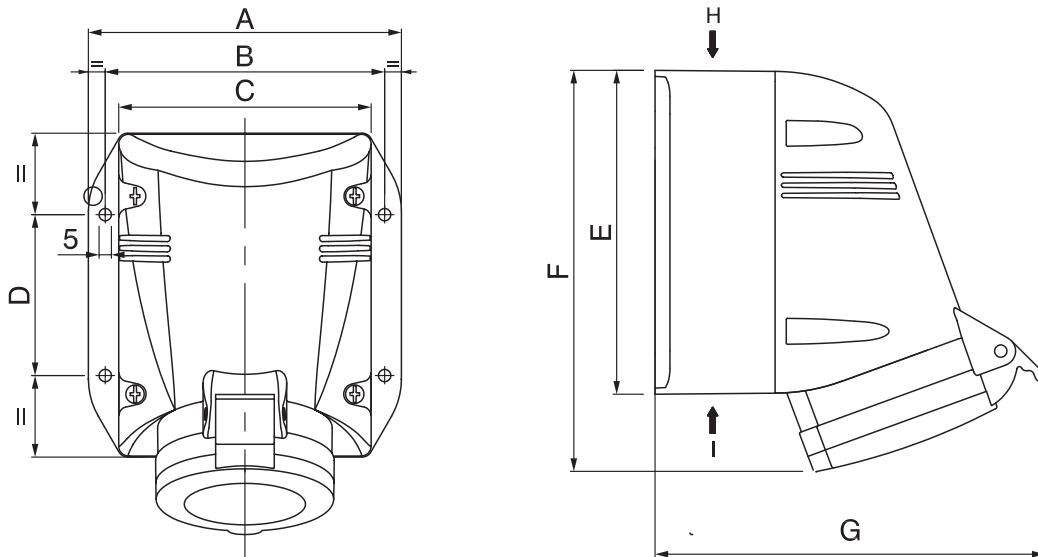
 = Spring terminals (fast wiring)

 = Mantle terminals

OPTIMA-TOP SERIES

DIMENSIONS

TOP VERSION 16-32A IP44



IP44		A	B	C	D	E	F	G	H	I
	2P+E	94	80	70	/	96	126	119	M20X1.5	M20X1.5
16A	3P+E	109	97	85	51	112	140	140	M25X1.5	2X M25X1.5
	3P+N+E	109	97	85	51	112	143	141	M25X1.5	2X M25X1.5
32A	2P+E	126	113	102	65	130	159	156	M32X1.5	2X M32X1.5
	3P+E	126	113	102	65	130	159	156	M32X1.5	2X M32X1.5
	3P+N+E	126	113	102	65	130	162	158	M32X1.5	2X M32X1.5

(Dimension in mm)



www.filippidisandsons.gr