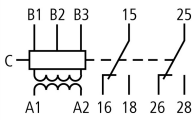




Current monitoring relay, 2 W, 0,3 - 1,5 A, 1 -5 A, 3 - 15 A

Part no. EMR4-I15-1-A
Catalog No. 106943
Eaton Catalog No. EMR4-I15-1-A
EL-Nummer (Norway) 0004110379

Delivery program

Product range			EMR Measuring and monitoring relays
Basic function			Current monitoring relays
Monitoring of			Monitoring of single-phase DC and AC networks Switching hysteresis adjustable from 3 – 30 % On delay: None = 0 or adjustable from 0.1 to 30 s Extension of the measurement range possible with current transformers
Current measuring range	I~/I=	A	Overcurrent Undercurrent
Contact sequence			0.3 - 1.5 A 1 - 5 A 3 - 15 A
Supply voltage			
Width		mm	24 - 240 V AC, 50/60 Hz 24 - 240 V DC 22.5

Technical data

Technical data in sheet catalogue

Other technical data (sheet catalogue)			Current monitoring relays
--	--	--	---------------------------

Design verification as per IEC/EN 61439

Technical data for design verification			
Rated operational current for specified heat dissipation	I_n	A	0
Heat dissipation per pole, current-dependent	P_{vid}	W	0
Equipment heat dissipation, current-dependent	P_{vid}	W	0
Static heat dissipation, non-current-dependent	P_{vs}	W	2
Heat dissipation capacity	P_{diss}	W	0
Operating ambient temperature min.		°C	-20
Operating ambient temperature max.		°C	60
IEC/EN 61439 design verification			
10.2 Strength of materials and parts			
10.2.2 Corrosion resistance			Meets the product standard's requirements.
10.2.3.1 Verification of thermal stability of enclosures			Meets the product standard's requirements.
10.2.3.2 Verification of resistance of insulating materials to normal heat			Meets the product standard's requirements.
10.2.3.3 Verification of resistance of insulating materials to abnormal heat and fire due to internal electric effects			Meets the product standard's requirements.
10.2.4 Resistance to ultra-violet (UV) radiation			Meets the product standard's requirements.
10.2.5 Lifting			Does not apply, since the entire switchgear needs to be evaluated.
10.2.6 Mechanical impact			Does not apply, since the entire switchgear needs to be evaluated.
10.2.7 Inscriptions			Meets the product standard's requirements.
10.3 Degree of protection of ASSEMBLIES			Does not apply, since the entire switchgear needs to be evaluated.
10.4 Clearances and creepage distances			Meets the product standard's requirements.
10.5 Protection against electric shock			Does not apply, since the entire switchgear needs to be evaluated.
10.6 Incorporation of switching devices and components			Does not apply, since the entire switchgear needs to be evaluated.
10.7 Internal electrical circuits and connections			Is the panel builder's responsibility.

10.8 Connections for external conductors		Is the panel builder's responsibility.
10.9 Insulation properties		
10.9.2 Power-frequency electric strength		Is the panel builder's responsibility.
10.9.3 Impulse withstand voltage		Is the panel builder's responsibility.
10.9.4 Testing of enclosures made of insulating material		Is the panel builder's responsibility.
10.10 Temperature rise		The panel builder is responsible for the temperature rise calculation. Eaton will provide heat dissipation data for the devices.
10.11 Short-circuit rating		Is the panel builder's responsibility. The specifications for the switchgear must be observed.
10.12 Electromagnetic compatibility		Is the panel builder's responsibility. The specifications for the switchgear must be observed.
10.13 Mechanical function		The device meets the requirements, provided the information in the instruction leaflet (IL) is observed.

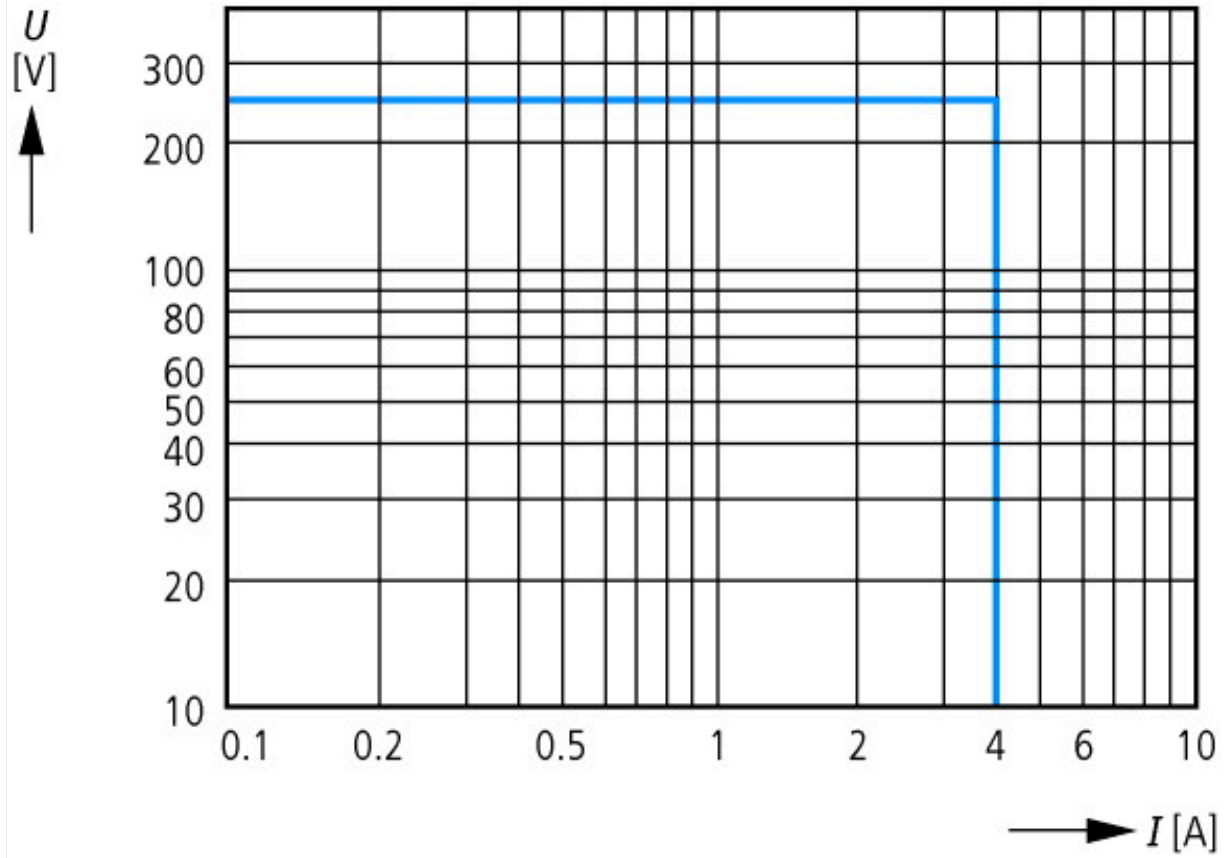
Technical data ETIM 7.0

Relays (EG000019) / Current monitoring relay (EC001440)			
Electric engineering, automation, process control engineering / Low-voltage switch technology / Monitoring equipment (low-voltage switch technology) / Current monitoring equipment (ecI@ss10.0.1-27-37-18-02 [AKF096014])			
Type of electric connection			Screw connection
With detachable clamps			No
Single-phase under current possible			Yes
Three-phase under current possible			No
Single-phase over current possible			Yes
Three-phase over current possible			No
Single-phase hysteresis possible			No
Three-phase hysteresis possible			No
Contains function DC-voltage under current			Yes
Contains function DC-voltage over current			Yes
Function DC-current hysteresis			No
Rated control supply voltage U_s at AC 50HZ		V	24 - 240
Rated control supply voltage U_s at AC 60HZ		V	24 - 240
Rated control supply voltage U_s at DC		V	24 - 240
Voltage type for actuating			AC/DC
Current measurement range		A	0.3 - 15
Min. adjustable delay-on energization time		s	0.1
Max. permitted delay-on energization time		s	30
Min. adjustable off-delay time		s	0
Max. permitted off-delay time		s	0
Number of contacts as normally closed contact			0
Number of contacts as normally open contact			0
Number of contacts as change-over contact			2
External current transformer			No
Width		mm	23
Height		mm	78
Depth		mm	110

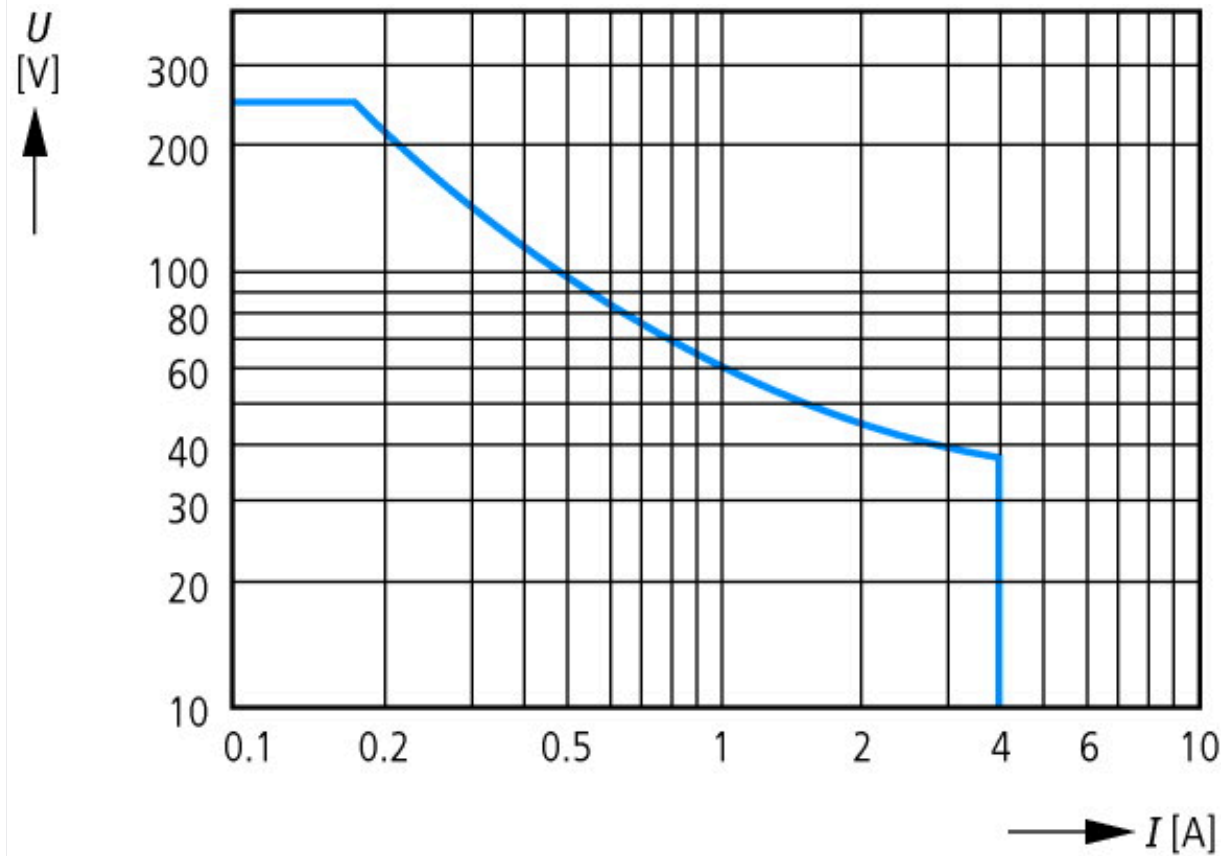
Approvals

Product Standards			IEC 255-6; UL 508; CSA-22.2 No. 14-05; CE marking
UL File No.			E29184
UL Category Control No.			NKCR, NKCR7
CSA File No.			203843
CSA Class No.			3211-03
North America Certification			UL listed, CSA certified
Degree of Protection			IEC: IP20, UL/CSA Type: -

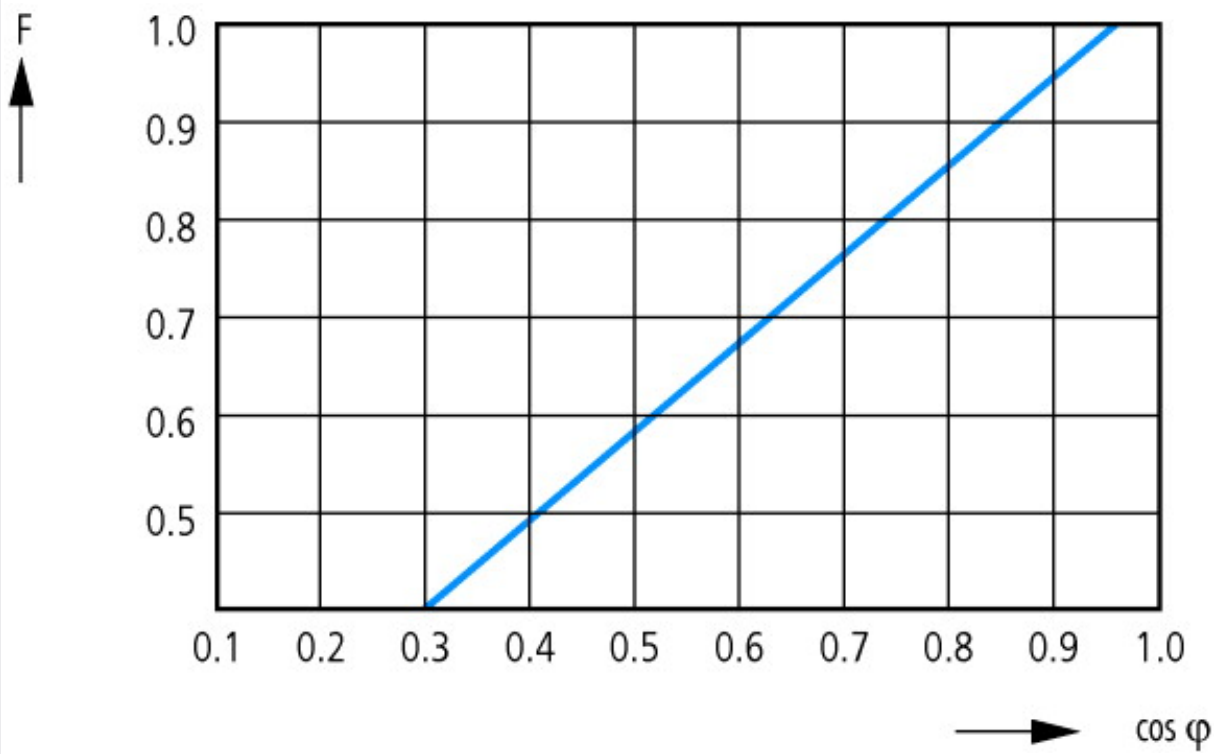
Characteristics



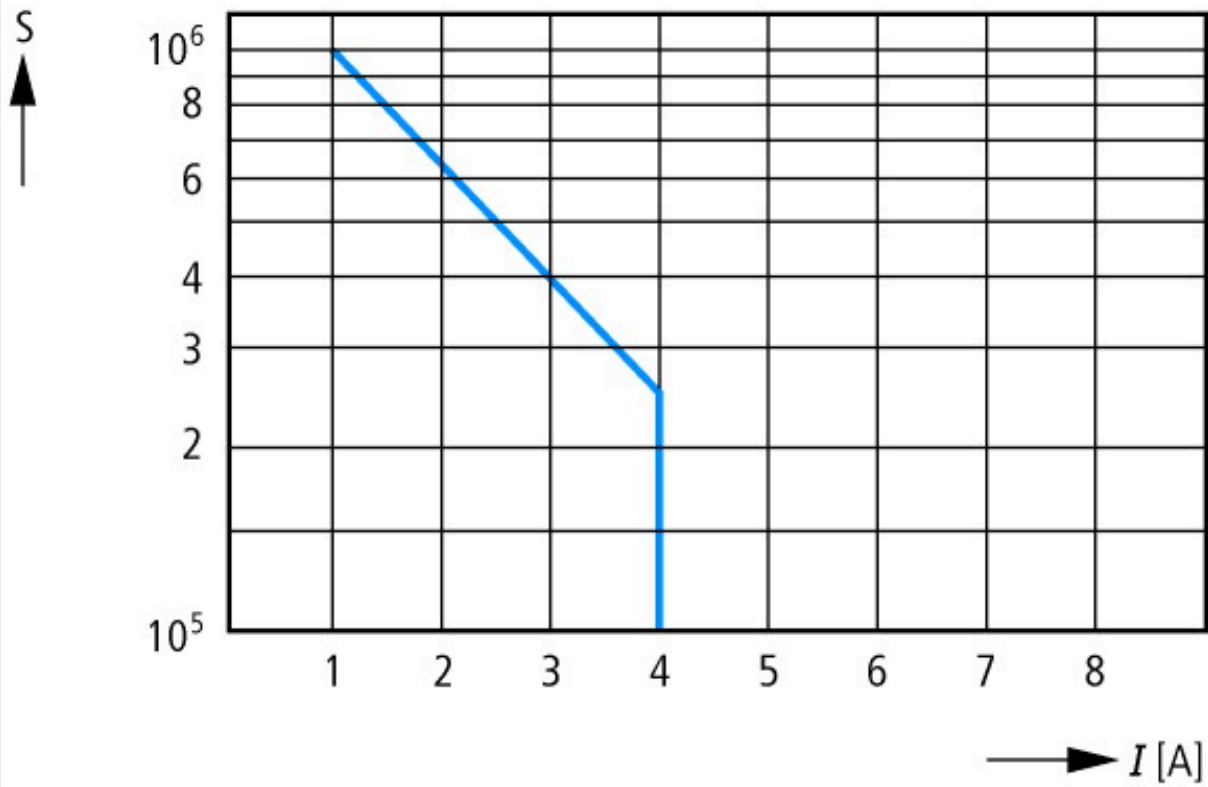
AC load (resistive)



DC load (resistive)

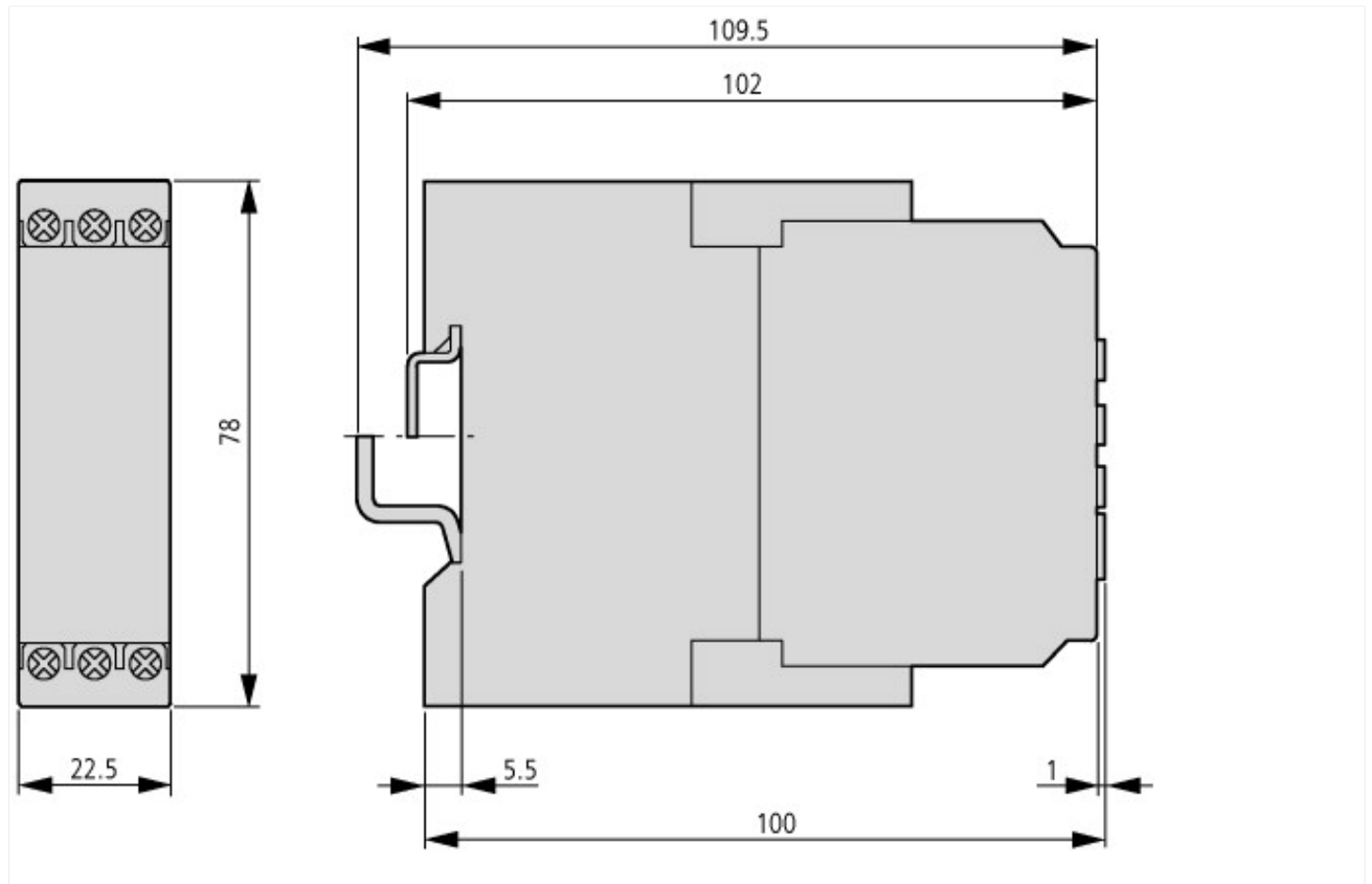


Derating factor F with inductive AC load



Contact life
 S operations
 220 V 50 Hz AC-1
 360 operations/h

Dimensions



Additional product information (links)

IL04914002Z (AWA2431-2352) Single-phase current monitoring relays

IL04914002Z (AWA2431-2352) Single-phase current monitoring relays ftp://ftp.moeller.net/DOCUMENTATION/AWA_INSTRUCTIONS/IL04914002Z2018_07.pdf

Current monitoring relays <http://ecat.moeller.net/flip-cat/?edition=HPLEN&startpage=11.22>