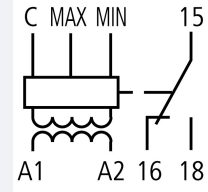




Liquid level monitoring relay, 1W, 220-240V50/60Hz, 5-100kOhm

Part no. **EMR4-N100-1-B**
 Catalog No. **221789**
 Eaton Catalog No. **EMR4-N100-1-B**
 EL-Nummer **0004110397**
 (Norway)

Delivery program

Product range		EMR Measuring and monitoring relays
Basic function		Level monitoring relays
		Selectable: protection against running dry or overflowing
Monitoring of		Fill level of conductive liquids
adjustable sensitivity range		5 - 100 kΩ
Contact sequence		
Supply voltage		220 - 240 V AC, 50/60 Hz
Width	mm	22.5

Technical data

Technical data in sheet catalogue

Other technical data (sheet catalogue)		Level monitoring relays
--	--	-------------------------

Design verification as per IEC/EN 61439

Technical data for design verification			
Heat dissipation capacity	P_{diss}	W	0
Operating ambient temperature min.		°C	-25
Operating ambient temperature max.		°C	60
IEC/EN 61439 design verification			
10.2 Strength of materials and parts			
10.2.2 Corrosion resistance			Meets the product standard's requirements.
10.2.3.1 Verification of thermal stability of enclosures			Meets the product standard's requirements.
10.2.3.2 Verification of resistance of insulating materials to normal heat			Meets the product standard's requirements.
10.2.3.3 Verification of resistance of insulating materials to abnormal heat and fire due to internal electric effects			Meets the product standard's requirements.
10.2.4 Resistance to ultra-violet (UV) radiation			Meets the product standard's requirements.
10.2.5 Lifting			Does not apply, since the entire switchgear needs to be evaluated.
10.2.6 Mechanical impact			Does not apply, since the entire switchgear needs to be evaluated.
10.2.7 Inscriptions			Meets the product standard's requirements.
10.3 Degree of protection of ASSEMBLIES			Does not apply, since the entire switchgear needs to be evaluated.
10.4 Clearances and creepage distances			Meets the product standard's requirements.
10.5 Protection against electric shock			Does not apply, since the entire switchgear needs to be evaluated.
10.6 Incorporation of switching devices and components			Does not apply, since the entire switchgear needs to be evaluated.
10.7 Internal electrical circuits and connections			Is the panel builder's responsibility.
10.8 Connections for external conductors			Is the panel builder's responsibility.
10.9 Insulation properties			
10.9.2 Power-frequency electric strength			Is the panel builder's responsibility.
10.9.3 Impulse withstand voltage			Is the panel builder's responsibility.
10.9.4 Testing of enclosures made of insulating material			Is the panel builder's responsibility.

10.10 Temperature rise		The panel builder is responsible for the temperature rise calculation. Eaton will provide heat dissipation data for the devices.
10.11 Short-circuit rating		Is the panel builder's responsibility. The specifications for the switchgear must be observed.
10.12 Electromagnetic compatibility		Is the panel builder's responsibility. The specifications for the switchgear must be observed.
10.13 Mechanical function		The device meets the requirements, provided the information in the instruction leaflet (IL) is observed.

Technical data ETIM 7.0

Relays (EG000019) / (Fill) level monitoring relay (EC001447)

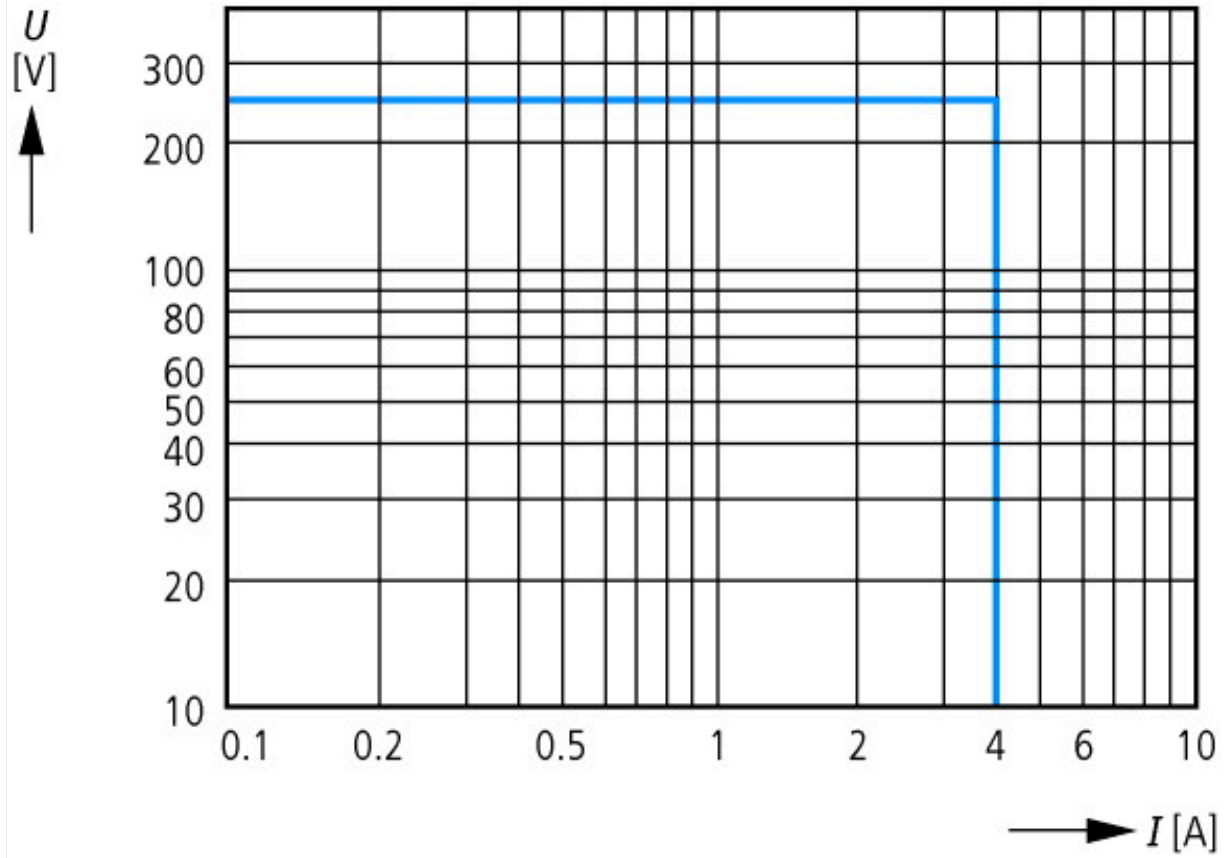
Electric engineering, automation, process control engineering / Low-voltage switch technology / Monitoring equipment (low-voltage switch technology) / Level monitoring relay (ec1@ss10.0.1-27-37-18-13 [AKF107014])

Type of electric connection		Screw connection
Rated control supply voltage U_s at AC 50HZ	V	220 - 240
Rated control supply voltage U_s at AC 60HZ	V	220 - 240
Rated control supply voltage U_s at DC	V	0 - 0
Voltage type for actuating		AC
With detachable clamps		No
Number of inputs for electrodes		3
Min. adjustable operate delay time	s	0.25
Max. permitted operate delay time	s	0.25
Min. adjustable off-delay time	s	0
Max. permitted off-delay time	s	0
Response value sensitivity adjustable		Yes
Number of contacts as normally closed contact		0
Number of contacts as normally open contact		0
Number of contacts as change-over contact		1
Physical measurement principle		Conductive
Cascadable		No
Width	mm	23
Height	mm	78
Depth	mm	110

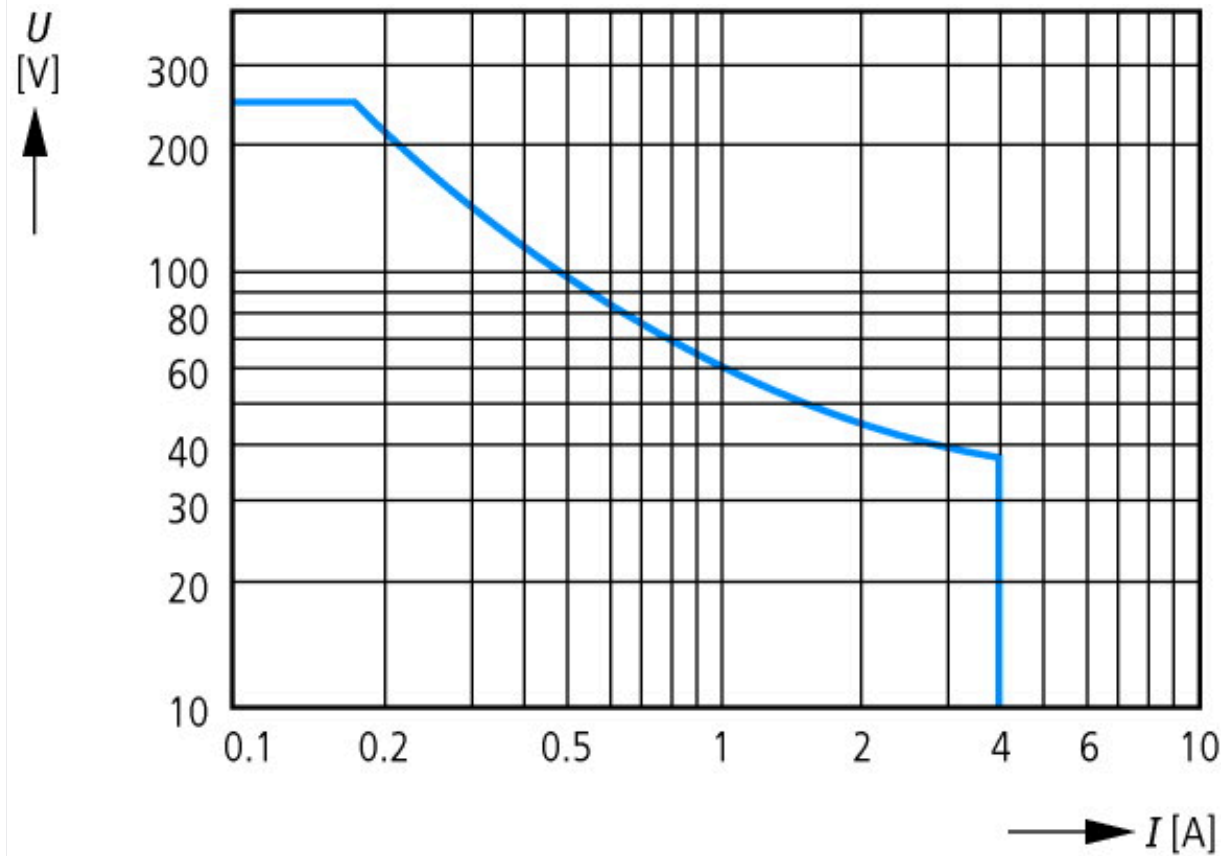
Approvals

Product Standards		IEC 255-6; UL 508; CSA-22.2 No. 14-05; CE marking
UL File No.		E29184
UL Category Control No.		NKCR, NKCR7
CSA File No.		203843
CSA Class No.		3211-03
North America Certification		UL listed, CSA certified
Degree of Protection		IEC: IP20, UL/CSA Type: -

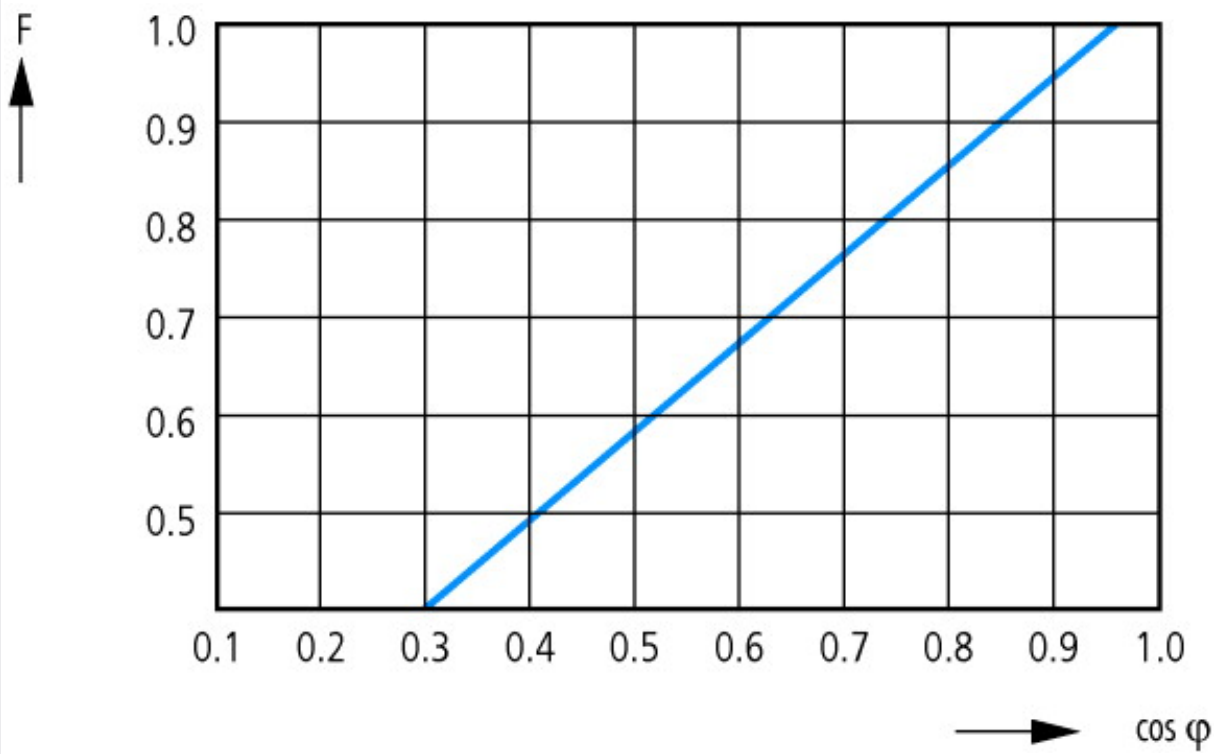
Characteristics



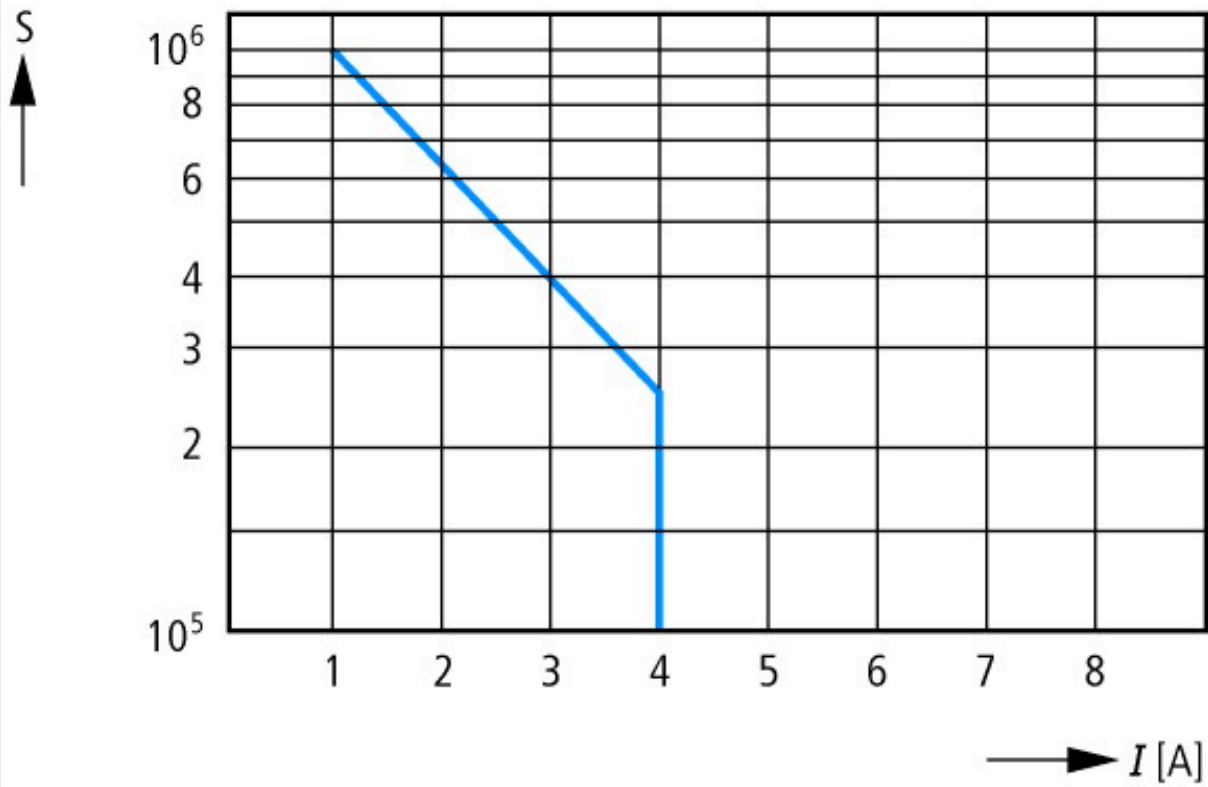
AC load (resistive)



DC load (resistive)

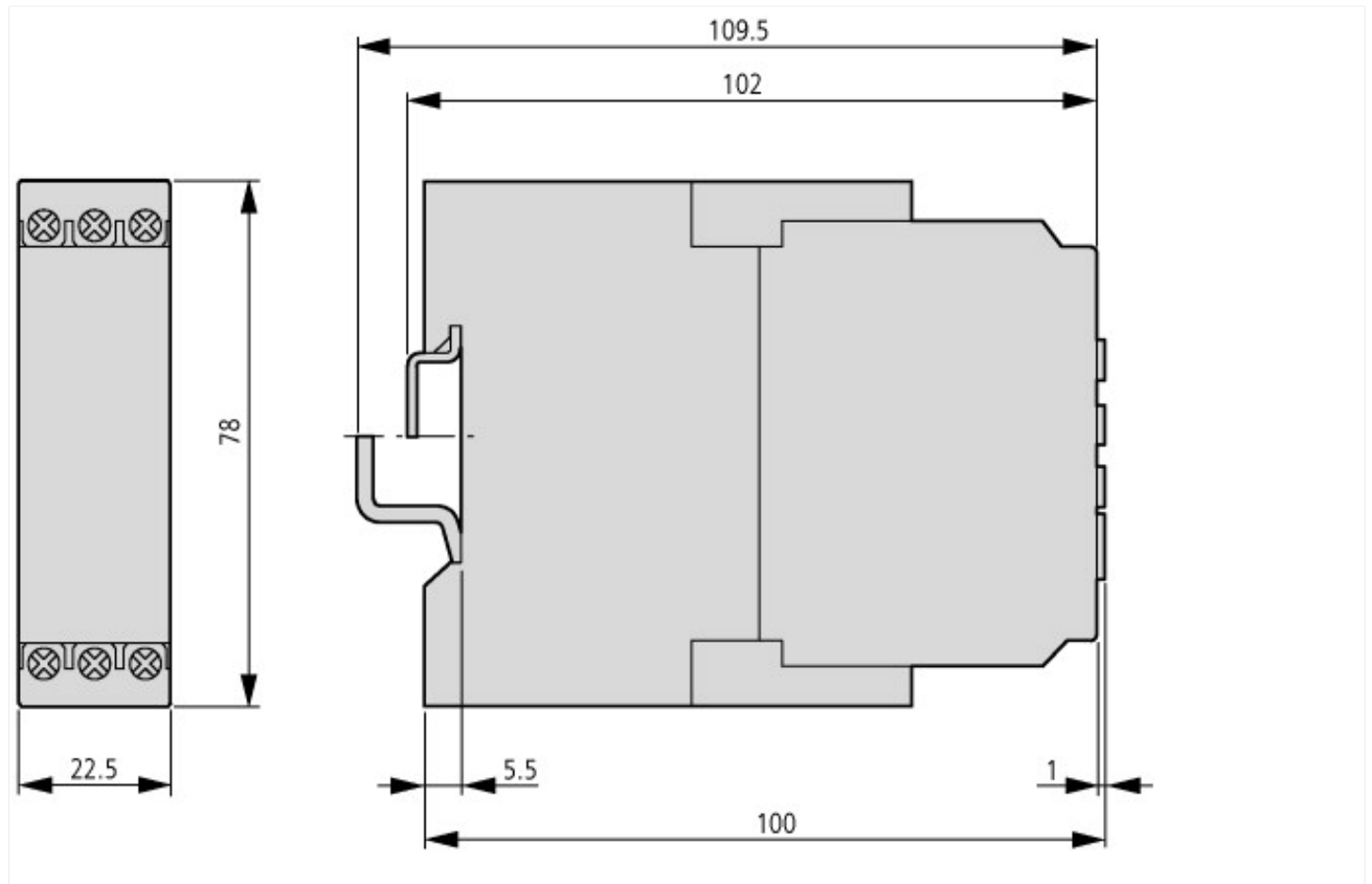


Derating factor F with inductive AC load



Contact life
 S operations
 220 V 50 Hz AC-1
 360 operations/h

Dimensions



Additional product information (links)

IL04913003Z (AWA2432-2697) Liquid level monitoring relays

IL04913003Z (AWA2432-2697) Liquid level monitoring relays

ftp://ftp.moeller.net/DOCUMENTATION/AWA_INSTRUCTIONS/IL04913003Z2018_07.pdf

Level monitoring relays

<http://ecat.moeller.net/flip-cat/?edition=HPLEN&startpage=11.28>